


# NewFunds MAPPS Protect ETF

Minimum Disclosure Document - 28 February 2023



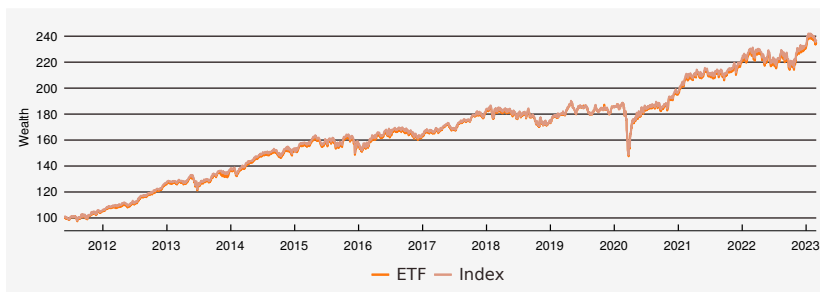
## Portfolio objectives

NewFunds MAPPS™ Protect is a uniquely designed ETF which offers investors exposure to multi-asset classes. NewFunds MAPPS™ Protect replicates the total return\* performance of South African equities through SWIX 40 Index, nominal bonds through GOVI Index, inflation-linked bonds through ILBI Index and cash or allowable money market instruments. MAPPS™ Protect ETF portfolio is made up of: Equity (40%), Nominal Bonds (15%), Inflation-linked Bonds (35%) and Cash (10%).

The MAPPS™ Protect ETF is aimed at investors with a shorter time horizon (e.g. closer to retirement) and a lower tolerance for returns variability and would prefer a more stable return stream.

## Performance and statistics

### Cumulative wealth chart



Source: Absa CIB. The ETF and Index has been rebased to 100 on the listing date.

### Returns table

Period	ETF (%)	Index (%)	Diff.
3 Months	1.71	1.67	0.05
YTD	2.05	2.03	0.02
1 Year (Ann.)	3.52	3.37	0.15
3 Years (Ann.)	9.57	9.85	-0.28
5 Years (Ann.)	5.27	5.31	-0.04
Full Period (Ann.)	7.53	7.61	-0.08

### Risk statistics

Statistic	ETF (%)
Risk (Ann.)	7.18
Max. Drawdown	-22.06
Best Month	8.35
Worst Month	-8.88
Best Annual Return	27.87
Worst Annual Return	-9.80

### Income distributions

Month	Gross (cents per unit)	Net (cents per unit)
January 2023	48.76	47.46
October 2022	77.28	70.91
July 2022	42.78	40.47
May 2022	49.26	45.42

Annualised return is the weighted average compound growth rate over the period measured. Performance is calculated using the NAV of the Portfolio and represents only past performance. An individual's performance may differ to that of the portfolio as a result of initial fees, brokerage, actual investment date, dividend withholding tax and income reinvestment date. The reinvestment of income is assumed to be effected on actual distributed amount net of withholding taxes; and on distribution payment date.

## Portfolio details

Manager	NewFunds (RF) (Pty) Ltd
Asset Manager	Absa Alternative Asset Management (Pty) Ltd
Asset Administrator and Pricing House	Maitland Fund Services (Pty) Ltd
Market Maker	Absa Bank Limited
Trustees	Standard Chartered Bank
Benchmark Index	MAPPS Protect Index
Index Calculation Agent	-
ASISA Fund Category	South African - Multi Asset - Low Equity
Exchange	JSE
JSE Code	MAPPSP
ISIN	ZAE000153771
Base Currency	ZAR
Portfolio Listing Date	25 May 2011
Net Asset Value	R101 875 911
NAV per Security	R48.31
Securities Issued	2 108 764
Dividend Frequency	Mar, Jun, Sep & Dec
Gross Dividend Yield	4.51%
Fund Valuation	17h00
Rebalance Frequency	Quarterly
Price Information	aiss.absa.africa

## Monthly returns table - last 5 years

Year	Jan	Feb	Mar	Apr	May	Jun	Jul	Aug	Sep	Oct	Nov	Dec
2023	3.2	-1.1	-	-	-	-	-	-	-	-	-	-
2022	0.9	1.7	0.1	-1.4	1.4	-3.7	0.7	0.4	-2.7	1.5	5.9	-0.3
2021	2.9	2.5	1.1	0.2	2.0	-1.6	0.8	0.5	-0.9	0.9	0.4	3.8
2020	-0.5	-3.0	-8.9	8.3	0.8	3.1	0.5	1.1	-1.3	-0.6	4.2	2.5
2019	2.3	0.3	0.6	3.9	-2.8	1.8	-1.2	-1.0	0.3	0.6	-1.2	2.3

## Investor benefits

**Diversification:** Investors obtain diversified exposure to a basket of SA equity securities.

**Liquidity:** Absa Capital Securities (Pty) Ltd act as market maker and provide daily liquidity on the ETF.

**Transparency:** The Portfolio holdings, investment methodology, constituent details and net asset value information is available to investors daily.

**Lower cost:** ETFs have a lower fee structure.

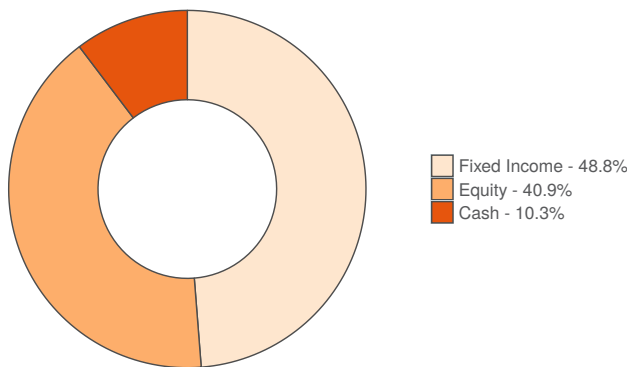
**Investor protection:** ETFs are fully backed by the underlying securities.

**Traded like a share:** ETFs are Unit Trust Portfolios which trade on the JSE like shares.

**Regulation:** NewFunds ETFs are registered as Collective Investment Schemes and regulated by the Financial Sector Conduct Authority.

## Exposure

### Portfolio asset allocation



Source: Absa CIB.

### Top 10 portfolio holdings

Name	Type	Weight (%)
Standard Chartered Call	Cash	7.43
I2025 2% 310125	Bond	5.63
Naspers Ltd-n Shs	Technology	5.53
I2050 2.5% 311250	Bond	5.35
I2038 2.25% 310138	Bond	4.78
I2046 2.5% 310346	Bond	4.73
R202 3.45% 071233	Bond	4.63
I2033 1.8750% 280233	Bond	3.35
R210 2.60% 310328	Bond	3.29
R186 10.50% 211226	Bond	2.64
<b>Total:</b>		<b>47.36</b>

#### Legal disclaimer

NewFunds (RF) Proprietary Limited ("NewFunds") is a registered and approved NewFunds Collective Investment Scheme in Securities (NewFunds CIS) under the Collective Investment Schemes Control Act 45 of 2002. The information contained in this document is provided for information purposes only and does not constitute (i) financial advice as contemplated in terms of the Financial Advisory and Intermediary Services Act, 37 of 2002; or (ii) any other financial, investment, trading, tax, legal, accounting, retirement, actuarial or other professional advice or service whatsoever ("advice") or (iii) provide the basis of any credit, financial or other evaluation. It does not purport to be a prospectus for any security, financial product, transaction or service nor is it deemed appropriate and/or suitable for any particular investment, investor's objectives or financial circumstances. This document is neither an offer to sell nor a solicitation of an offer to buy any of the products and, while every effort is made to ensure the information contained herein is complete and accurate, any pricing and other information included herein is indicative only and is not binding as such on Absa Bank Limited and NewFunds (collectively "the Promoters"). Accordingly, the information contained herein merely contains a description of certain facts as at the date hereof and investors are advised to carry out their own independent investigation and appraisal and seek their own advice prior to making any decision or taking action based on information contained herein. The Promoters disclaim any liability for any direct, indirect or consequential damage or losses that may be suffered as a result from using or relying on the information disclosed. Investors are advised that not all risks and issues related to the products are disclosed and therefore, investors should familiarize themselves with the products and the risks and issues related to or associated with them. Collective Investments Schemes in Securities ("CIS") are generally medium to long term investments where the investor essentially owns a "proportionate share" (in proportion to the participatory interest held in the fund) of the underlying investments held by the fund. The value of participatory interests may fluctuate as a result of market moves, associated external factors and risks, and past performance is not generally a guide to future performance. Any information on past financial returns, modelling or back-testing cannot be guaranteed nor does NewFunds guarantee with respect to the capital or return of any portfolio of NewFunds CIS. Listed CIS products are traded at ruling prices and can engage in borrowing and scrip lending. A schedule of fees and charges is available from NewFunds upon request.

Absa Bank Limited Reg No 1986/004794/06, an Authorised Financial Services Provider (FSP 72), Registered Credit Provider Reg No NCRCP7. NewFunds (RF) Proprietary Limited registration number 2005/034899/07. This document was published on 07 March 2023.

## Portfolio details (cont.)

Management Fee	0.40% <sup>1</sup>
Annualised TER	0.40% <sup>2</sup>
Annualised Transaction Charges	0.03% <sup>3</sup>
Annualised Total Investment Charges	0.43% <sup>4</sup>

#### Notes

1. Management fee is the fee which the manager charges for managing the portfolio and is inclusive of VAT. Where the TER is lower than the management fee, the Manager has subsidized or waived allowable expenses. Such subsidies and waivers are not guaranteed perpetually and a higher TER may incur in the future.
2. The Total Expense Ratio (TER) is expressed as a percentage of the daily NAV calculated over a rolling 3 year annualised period.
3. The Transaction Cost of the Portfolio is expressed as a percentage of the daily NAV and is calculated over a rolling 3 year annualised period.
4. The Effective Annual Cost (EAC) measure is a combined sum of the TER and Transaction costs. The fees above are as at 28 February 2023.
5. Scrip Lending - The portfolio does not engage in scrip lending at this stage.

## Glossary of terms

**Annualised Return** - The weighted average compound growth rate over the period being measured.

**Annualised Risk** - A measure of how much the investment return varies from its average over time.

**Constituent Security** - A stock which is part of a larger portfolio.

**Drawdown** - A measure of the deterioration of the portfolio from its historical peak (highest level of the fund), measured since the relevant reference point.

**Exchange Traded Funds (ETF)** - A listed instrument listed on the JSE whereby the investor essentially owns a proportionate share of the underlying investments held by the Portfolio.

**Net Distribution** - Accrued income and dividends less portfolio expenses, which is distributed to investors.

**Portfolio Risk** - A measure of the risk inherent in a portfolio incorporating individual stock volatility as well as the covariance structure of stocks in the portfolio.

**Scrip Lending** - The lending of securities from one party (being the holder of the securities) to another party (the borrower). The borrower provides collateral for the securities borrowed.

**Total Expense Ratio (TER)** - This is the total costs associated with managing and operating an investment (excluding financial planning). These costs consists primarily of management fees and other operational expenses such as audit and custody fees. A higher TER does not necessarily imply a poor return, nor does a low TER imply a good return. The current TER cannot be regarded as an indication of future TERs.

### Contact us

Absa NewFunds Index & Structured Solutions

Tel: 0861 345 223

Email: [etpmanagers@absa.africa](mailto:etpmanagers@absa.africa)

Website: [aiss.absa.africa](http://aiss.absa.africa)

Absa Stockbrokers & Portfolio Management

Tel: 0860 050 403

Email: [equities@absa.co.za](mailto:equities@absa.co.za)

Website: [www.absastockbrokers.co.za](http://www.absastockbrokers.co.za)

Absa Online & AIMS Investment Plan

Tel: 0860 000 005

Email: [aimsenquiries@absa.co.za](mailto:aimsenquiries@absa.co.za)