

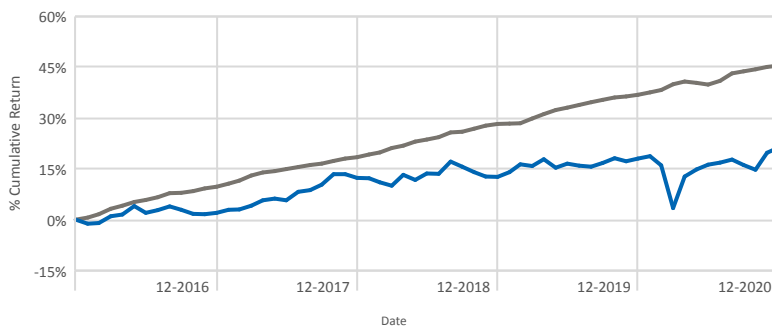
## INVESTMENT OBJECTIVE

The API BCI Stable Fund of Funds is a cautious risk profile portfolio with the objective of targeting a high level of income and relatively stable capital growth by maintaining investment exposures across various asset classes.

## INVESTMENT POLICY

To provide a limited level of capital protection, the portfolio's equity exposure may be as high as 40% of the portfolio's net asset value. Investments to be included in the portfolio will, apart from assets in liquid form, consist of participatory interests and other forms of participation of local and global collective investment schemes, which is consistent with the portfolio's primary objective, investing in equity securities, property securities, non-equity securities money market instruments, preference shares, bonds and other interest bearing instruments and securities.

## PERFORMANCE (Net of Fees)



— API BCI Stable Fund of Funds (A)  
— Fund Benchmark

Cumulative (%)	1 Year	3 Years	5 Years	10 Years	Since Inception
<b>Fund</b>	2.82	8.00	21.30	-	29.03
<b>Fund Benchmark</b>	6.28	22.81	45.37	-	56.79
<b>Annualised (%)</b>					
<b>Fund</b>	2.82	2.60	3.94	-	4.42
<b>Fund Benchmark</b>	6.28	7.09	7.77	-	7.94

Inception date: 11 Feb 2015

Annualised return is the weighted average compound growth rate over the period measured.

### Risk Statistics

Fund	1 Year	3 Years
<b>Standard deviation</b>	15.98%	9.81%
<b>Maximum drawdown</b>	-12.90%	-12.90%

### Highest and Lowest

Calendar year performance since inception	
<b>High</b>	10.12%
<b>Low</b>	0.27%

## MONTHLY RETURNS

	JAN	FEB	MAR	APR	MAY	JUN	JUL	AUG	SEP	OCT	NOV	DEC	YTD
<b>2021</b>	-	-	-	-	-	-	-	-	-	-	-	-	0.00
<b>2020</b>	0.6	-2.3	-10.9	9.0	1.9	1.2	0.5	0.8	-1.4	-1.2	4.3	1.4	2.82
<b>2019</b>	1.3	2.0	-0.4	1.7	-2.2	1.0	-0.5	-0.3	1.0	1.2	-0.7	0.6	4.75
<b>2018</b>	-0.1	-1.1	-0.9	2.8	-1.3	1.7	-0.1	3.2	-1.3	-1.4	-1.2	0.0	0.27
<b>2017</b>	0.8	0.1	1.0	1.6	0.5	-0.5	2.4	0.5	1.5	2.8	0.0	-1.0	10.12
<b>2016</b>	-1.2	0.3	2.0	0.5	2.5	-2.0	0.8	1.0	-0.9	-1.1	-0.1	0.4	2.00

## FUND INFORMATION

Portfolio Manager:	Asset Protection International
Launch date:	11 Feb 2015
Portfolio Value:	R 35 072 145
NAV Price (Fund Inception):	100 cents
NAV Price as at month end:	103.85 cents
JSE Code:	ABSFA
ISIN Number:	ZAE000195319
ASISA Category:	SA - Multi Asset - Low Equity
Fund Benchmark:	CPI + 3% p.a
Minimum Investment Amount:	None
#Monthly Fixed Admin Fee:	R15 excl. VAT on all direct investor accounts with balances of less than R100 000
Valuation:	Daily
Valuation time:	08:00 (T+1)
Transaction time:	14:00
Regulation 28:	Yes
Date of Income Declaration:	31 Mar/30 Jun/30 Sep/31 Dec
Date of Income Payment:	2nd day of Apr/Jul/Oct/Jan

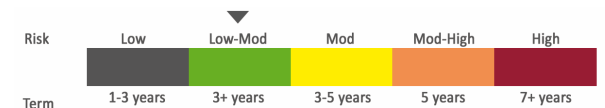
## Income Distribution (cpu)

Jan-20	Feb-20	Mar-20	Apr-20	May-20	Jun-20
-	1.70	-	-	-	0.30
Jul-20	Aug-20	Sep-20	Oct-20	Nov-20	Dec-20
-	-	2.09	-	-	0.32

## FEE STRUCTURE

Annual Service Fee:	BCI: 0.30% - 0.65% API: 0.00% (Excl. VAT)
Initial Advisory Fee (Max):	0.00% (Incl. VAT)
Annual Advice Fee:	0.00% (Incl. VAT)
Initial Fee:	0.00% (Incl. VAT)
Performance Fee:	None
<b>* Total Expense Ratio (TER):</b>	Sep 20 : 1.44% (PY: 1.45%)
Performance fees incl in TER:	Sep 20 : 0.00% (PY: 0.00%)
<b>Portfolio Transaction Cost:</b>	Sep 20 : 0.15% (PY: 0.17%)
<b>Total Investment Charge:</b>	Sep 20 : 1.59% (PY: 1.62%) All percentages include VAT

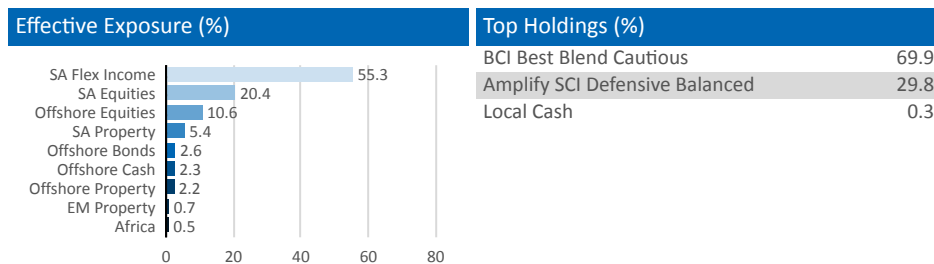
## RISK PROFILE



### Low - Moderate Risk

- Where the asset allocation contained in this MDD reflects offshore and equity exposure, the portfolio is exposed to currency and equity risks.
- The portfolio is exposed to default and interest rate risks.
- Therefore, it is suitable for medium term investment horizons.
- The expected potential long-term investment returns are lower but less volatile over the medium to long term than higher risk portfolios.

## PORTFOLIO HOLDINGS



## INFORMATION AND DISCLOSURES

### Risks

Certain investments - including those involving futures, options, equity swaps, and other derivatives may give rise to substantial risk and might not be suitable for all investors. Where foreign securities are included in the portfolio there may be additional risks such as potential constraints on liquidity and repatriation of funds, macroeconomic risk, political risk, foreign exchange risk, tax risk, settlement risk as well as potential limitations on the availability of market information.

### \* Total Expense Ratio (TER)

Please note: A higher TER ratio does not necessarily imply a poor return, nor does a low TER imply a good return. The current TER cannot be regarded as an indication of future TER's. Transaction Costs are a necessary cost in administering the Fund and impacts Fund returns. It should not be considered in isolation as returns may be impacted by many other factors over time including market returns, the type of Fund, the investment decisions of the investment manager and the TER. The prior year ("PY") TER and Transaction cost calculations are based upon the portfolio's direct costs for the financial year ended 30 June 2020, whilst the underlying portfolios' ratio and cost calculations are based upon their most recent published figures, being 30 September 2020.

### Effective Annual Cost:

Boutique Collective Investments adopted the ASISA Standard on Effective Annual Cost ("EAC"). The EAC measure allows you to compare charges on your investments as well as their impact on your investment returns prior to investing. For further information regarding the ASISA Standard on Effective Annual Cost and access to the EAC calculator please visit our website at [www.bcis.co.za](http://www.bcis.co.za).

**#Monthly Fixed Admin Fee:** R15 excl. VAT which will apply to all direct investor accounts with balances of less than R100 000 at month end, unless an investor transacts online, in which case no such fee will be levied.

### Total Investment Charges

* Total Expense Ratio (TER)	Transactional Cost (TC)	Total Investment Charge (TER & TC)
1.44%	0.15%	1.59%
Of the value of the Fund was incurred as expenses relating to the administration of the Fund.	Of the value of the Fund was incurred as costs relating to the buying and selling of the assets underlying the Fund.	Of the value of the Fund was incurred as costs relating to the investment of the Fund.

### FAIS Conflict of Interest Disclosure

Please note that your financial advisor may be a related party to the co-naming partner and/or BCI. It is your financial advisor's responsibility to disclose all fees he/she receives from any related party. The portfolio's TER includes all fees paid by portfolio to BCI, the trustees, the auditors, banks, the co-naming partner, underlying portfolios, and any other investment consultants/managers as well as distribution fees and LISP rebates, if applicable. The portfolio's performance numbers are calculated net of the TER expenses. The investment manager earns a portion of the service charge and performance fees where applicable. In some instances portfolios invest in other portfolios which form part of the BCI Scheme. These investments will be detailed in this document, as applicable.

### Investment Manager

Asset Protection International (SA) (Pty) Ltd is an authorised Financial Service Provider FSP 768.

- Additional information, including application forms, annual or quarterly reports can be obtained from BCI, free of charge or can be accessed on our website [www.bcis.co.za](http://www.bcis.co.za).
- Valuation takes place daily and prices can be viewed on our website ([www.bcis.co.za](http://www.bcis.co.za)) or in the daily newspaper.
- Actual annual performance figures are available to existing investors on request.
- Upon request the Manager will provide the investor with portfolio quarterly investment holdings reports.

### Management Company Information

Boutique Collective Investments (RF) (Pty) Limited  
Catnia Building,  
Bella Rosa Village, Bella Rosa Street,  
Bellville, 7530  
Tel: +27 (0)21 007 1500/1/2  
+27 (0)21 914 1880 + Fax: 086 502 5319  
+ Email: [clientservices@bcis.co.za](mailto:clientservices@bcis.co.za) + [www.bcis.co.za](http://www.bcis.co.za)

### Custodian / Trustee Information

The Standard Bank of South Africa Limited  
Tel: 021 441 4100



### DISCLAIMER

Boutique Collective Investments (RF) (Pty) Ltd ("BCI") is a registered Manager of the Boutique Collective Investments Scheme, approved in terms of the Collective Investments Schemes Control Act, No 45 of 2002 and is a full member of ASISA. Collective Investment Schemes in securities are generally medium to long term investments. The value of participatory interests may go up or down and past performance is not necessarily an indication of future performance. BCI does not guarantee the capital or the return of a portfolio. Collective Investments are traded at ruling prices and can engage in borrowing and scrip lending. A schedule of fees, charges and maximum commissions is available on request. BCI reserves the right to close the portfolio to new investors and reopen certain portfolios from time to time in order to manage them more efficiently. Additional information, including application forms, annual or quarterly reports can be obtained from BCI, free of charge. Performance figures quoted for the portfolio are from Morningstar, as at the date of this minimum disclosure document for a lump sum investment, using NAV-NAV with income reinvested and do not take any upfront manager's charge into account. Income distributions are declared on the ex-dividend date. Actual investment performance will differ based on the initial fees charge applicable, the actual investment date, the date of reinvestment and dividend withholding tax. BCI retains full legal responsibility for the third party named portfolio. Although reasonable steps have been taken to ensure the validity and accuracy of the information in this document, BCI does not accept any responsibility for any claim, damages, loss or expense, however it arises, out of or in connection with the information in this document, whether by a client, investor or intermediary. This document should not be seen as an offer to purchase any specific product and is not to be construed as advice or guidance in any form whatsoever. Investors are encouraged to obtain independent professional investment and taxation advice before investing with or in any of BCI's products. A fund of funds is a portfolio that invests in portfolios of collective investment schemes that levy their own charges, which could result in a higher fee structure.