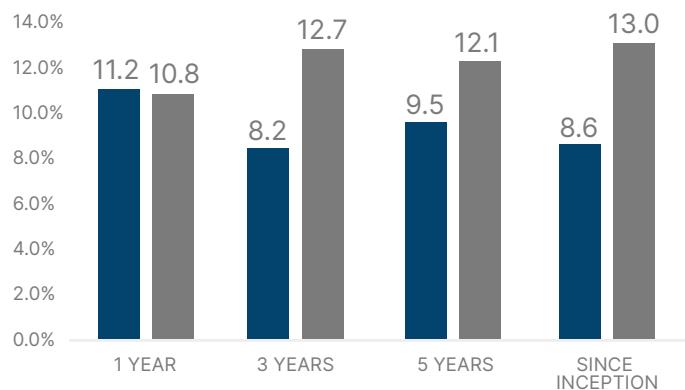


## INVESTMENT OBJECTIVE & POLICY

The objective of the of the AS Forum BCI Aggressive Fund of Fund is to provide the investor with high capital growth over the longer term.

The investments to be included in the portfolio will, apart from assets in liquid form, consists of participatory interests and other forms of participation of local and global collective investment schemes, or other similar schemes operated in territories with a regulatory environment which is to the satisfaction of the manager and trustee of a sufficient standard to provide investor protection at least equivalent to that in South Africa and which is consistent with the portfolio's primary objective, investing in equity securities, property securities, non-equity securities, money market instruments, preference shares, listed and unlisted financial instruments, bonds and other interest bearing instruments and securities. To the extent that the assets in the portfolio are exposed to exchange rate risk, the manager may enter into financial transactions for the exclusive purpose of hedging such exchange rate risk subject to the conditions and limits as stipulated by the Act. The maximum equity exposure within the portfolio will be limited to 75%. he asset allocation is compliant with Regulation 28 of the Pension Funds Act.

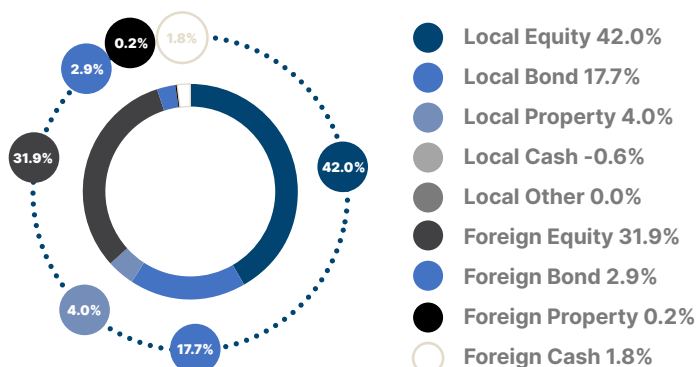
## ANNUALISED PERFORMANCE



■ AS Forum BCI Aggressive FoF ■ SA CPI + 7%

\* Annualised return is the weighted average compound growth rate over the period measured.

## EFFECTIVE EXPOSURE



\* As at 30 June 2024 | Please note the asset allocation may not add up to 100% due to round off.

## RISK PROFILE



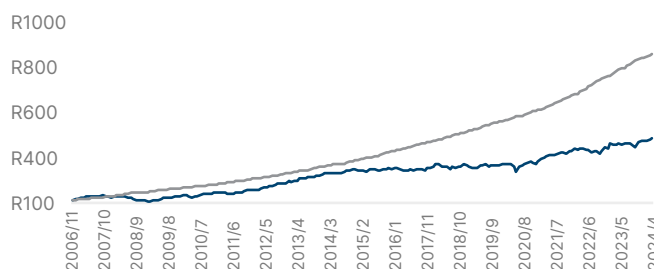
## INVESTMENT HORIZON



## MODEL INFORMATION

Portfolio size	R520 269 955.40
NAV cents per participatory interest	330.88
Number of participatory interests	157000576
Portfolio inception date	2006/02/11
Fee class inception date	2006/02/11
Portfolio classification	SA - Multi-Asset Medium Equity
Benchmark	CPI + 7%
Minimum investment amount	None
Legal structure	CIS in Securities
Scheme name	Boutique Collective Investment Scheme
JSE Code	MASA
ISIN Number	ZAE000086856
Distribution frequency	Semi-Annually
Income declaration date	30 June   31 December
Distributions (12 months)	Dec-23   June-24 3.20   5.24

## GROWTH OF R100



AS Forum BCI Aggressive FoF SA CPI + 7%

\* The graph above depicts the cumulative performance/growth of a R100 lumpsum invested since inception. The performance is calculated by taking the actual initial fees and all ongoing fees into account. The performance graph is for illustrative purposes only.

## FEES - FEE CLASS

\* The prior year ("PY") TER and Transaction cost calculations are based upon the portfolio's direct costs for the financial year ended 31 December 2023, whilst the underlying portfolios' ratio and cost calculations are based upon their most recent published figures, being 31 March 2024.

	Most Recent	Financial Year End
Annual Management Fee (Incl. VAT)	1.32%	1.32% (PY)
Performance fee	0.15%	0.15% (PY)
Total Expense Ratio (TER) Incl. VAT	2.05%	2.05% (PY)
Transaction Costs (TC) Incl. VAT	0.13%	0.13% (PY)
Total Investment Charge (TIC = TER + TC)	2.18%	2.18% (PY)

	JAN	FEB	MAR	APR	MAY	JUN	JUL	AUG	SEP	OCT	NOV	DEC	YEAR
<b>2024</b>	0.06%	0.20%	1.34%	0.99%	1.07%	2.03%	2.10%						<b>8.03%</b>
<b>2023</b>	5.83%	-1.16%	-0.78%	2.00%	-1.80%	1.59%	1.41%	-0.33%	-3.16%	-2.14%	7.08%	1.73%	<b>10.20%</b>
<b>2022</b>	-1.60%	1.59%	-0.29%	-1.94%	0.06%	-4.39%	2.62%	0.50%	-3.08%	4.30%	4.61%	-0.67%	<b>-0.44%</b>
<b>2021</b>	2.70%	3.03%	1.16%	0.95%	0.43%	0.18%	2.19%	0.16%	-0.78%	2.75%	1.38%	3.29%	<b>18.80%</b>
<b>2020</b>	0.84%	-4.71%	-11.48%	12.73%	0.94%	2.62%	3.48%	1.61%	-2.11%	-3.29%	6.59%	2.50%	<b>8.01%</b>
<b>2019</b>	1.65%	2.72%	0.30%	2.09%	-2.97%	1.59%	-0.77%	-0.16%	1.21%	1.92%	-0.80%	1.81%	<b>8.09%</b>
<b>2018</b>	0.19%	-1.89%	-2.88%	3.94%	-2.21%	2.05%	-0.10%	4.65%	-2.03%	-3.11%	-1.70%	-0.15%	<b>-3.55%</b>
<b>2017</b>	1.62%	-1.01%	0.96%	1.64%	-0.25%	-2.20%	4.03%	0.99%	0.35%	4.77%	0.12%	-2.98%	<b>8.04%</b>
<b>2016</b>	-3.32%	0.01%	3.78%	0.19%	2.62%	-3.04%	1.16%	0.60%	-1.23%	-2.52%	-0.39%	0.09%	<b>-2.26%</b>
<b>2015</b>	1.61%	2.51%	0.96%	2.91%	-1.81%	-1.40%	0.77%	-1.97%	-0.97%	5.30%	-0.38%	-0.13%	<b>7.36%</b>
<b>2014</b>	-1.45%	1.84%	1.86%	1.27%	1.84%	1.53%	1.16%	-0.3%	-0.87%	0.82%	1.29%	0.47%	<b>9.80%</b>
<b>2013</b>	5.15%	-0.52%	2.51%	-0.47%	7.48%	-5.09%	3.43%	1.52%	3.98%	2.73%	-0.44%	2.84%	<b>25.05%</b>
<b>2012</b>	3.81%	1.88%	0.89%	2.02%	-1.83%	1.17%	3.26%	3.12%	0.97%	3.35%	1.47%	1.90%	<b>24.23%</b>

## RISK STATISTICS

Maximum rolling 1 year	<b>35.9%</b>	Standard Deviation	<b>8.52%</b>
Minimum rolling 1 year	<b>-23.4%</b>	Sharpe Ratio	<b>0.26%</b>
Maximum Drawdown	<b>-24.3%</b>	Sortino Ratio	<b>0.42%</b>

\* Risk statistics based on the past 3 years, as at 31/07/2024. Source Profile Data

## RISK DISCLOSURE

**MED-HIGH**

This portfolio holds more equity exposure than a medium risk portfolio but less than a high-risk portfolio. In turn the expected volatility is higher than a medium risk portfolio, but less than a high-risk portfolio. The probability of losses is higher than that of a medium risk portfolio, but less than a high-risk portfolio and the expected potential long term investment returns could therefore be higher than a medium risk portfolio

## FAIS CONFLICT OF INTEREST DISCLOSURE

Please note that your financial advisor may be a related party to the conaming partner and/or BCI. It is your financial advisor's responsibility to disclose all fees he/she receives from any related party. The portfolio's TER includes all fees paid by portfolio to BCI, the trustees, the auditors, banks, the co-naming partner, underlying portfolios, and any other investment consultants/managers as well as distribution fees and LISP rebates, if applicable. The portfolio's performance numbers are calculated net of the TER expenses. The investment manager earns a portion of the service charge and performance fees where applicable. In some instance portfolios invest in other portfolios which forms part of the BCI Schemes. These investments will be detailed in this document, as applicable.

## TRANSACTION COSTS (TC)

TC is the percentage of the value of the portfolio that was incurred as costs relating to the buying and selling of the assets underlying to the portfolio. Transaction costs are a necessary cost in administering the Fund and impacts returns. It should not be considered in isolation, as returns may be impacted by many other factors over time, including market returns, the type of financial product, the investment decisions of the investment manager and the TER.

## TOTAL INVESTMENT CHARGE (TIC)

TIC is the percentage of the portfolio that was incurred as costs relating to the investment of the portfolio. It is the sum of the total expense ratio (TER) and transaction costs (TC), including VAT.

## TOP FIVE DIRECT HOLDINGS

Nedgroup Inv. Core Bond Fund	14.99%
Guernsey Global Growth Fund	12.79%
Fairtree Equity Prescient Fund	12.44%
Stanlib Enhanced Multi Style Equity Fund	12.30%
10x Top50 Tracker Fund	11.87%

## ANNUAL SERVICE CHARGE

The current annual management fee is 1.32% p.a. (Incl. VAT).

## PERFORMANCE FEE

15% above benchmark over a rolling 2 year period, capped at 1% p.a.

## TOTAL EXPENSE RATIO (TER)

TER is the percentage of the value of the portfolio that was incurred as expenses to the administration (charges, levies and fees ) of the portfolio. TER is calculated over a rolling three-year period (or since inception, where applicable) and annualised to the most recent calendar quarter. A higher TER does not necessarily imply a poor return, nor does a low TER imply a good return. The current TER may not necessarily be an accurate indication of future TERs.

## TRANSACTIONS

**Redemption notice period: 14h00 each business day**  
**Portfolio valuation : 15h00 each business day**  
**Pricing date: 15h00 each business day**

The daily cut-off for receipt of instructions is 14h00. No instruction will be processed unless all requirements have been met and supporting documentation has been provided. Instructions received before the cut-off will be processed the same day and will receive the same day's price. Instructions received after cut-off will be processed the next business day. Redemptions are paid out within five business days.

## ADDITIONAL INFORMATION

Additional information, including application forms, annual or quarterly reports: [www.bcis.co.za](http://www.bcis.co.za).

Valuation takes place daily and prices can be viewed on [www.bcis.co.za](http://www.bcis.co.za) or in the daily newspaper.

Actual annual performance figures are available to existing investors on request.

Upon request the Manager will provide the investor with portfolio quarterly investment holdings reports.

## DISCLAIMER

Boutique Collective Investments (RF) (Pty) Ltd ("BCI") is a registered Manager of the Boutique Collective Investments Scheme, approved in terms of the Collective Investments Schemes Control Act, No 45 of 2002 and is a full member of the Association for Savings and Investment SA. Collective Investment Schemes in securities are generally medium to long term investments. The value of participatory interests may go up or down and past performance is not necessarily an indication of future performance. The Manager does not guarantee the capital or the return of a portfolio. Collective Investments are traded at ruling prices and can engage in borrowing and scrip lending. A schedule of fees, charges and maximum commissions is available on request. BCI reserves the right to close the portfolio to new investors and reopen certain portfolios from time to time in order to manage them more efficiently. Additional information, including application forms, annual or quarterly reports can be obtained from BCI, free of charge. Performance figures quoted for the portfolio are from Morningstar, as at the date of this factsheet for a lump sum investment, using NAV-NAV and do not take any upfront manager's charge into account. Income distributions are declared on the ex-dividend date. Actual investment performance will differ based on the initial fees charge applicable, the actual investment date, the date of reinvestment and dividend withholding tax. Investments in foreign securities may include additional risks such as potential constraints on liquidity and repatriation of funds, macroeconomic risk, political risk, foreign exchange risk, tax risk, settlement risk as well as potential limitations on the availability of market information. Certain investments - including those involving futures, options, equity swaps, and other derivatives may give rise to substantial risk and might not be suitable for all investors. Boutique Collective Investments (RF) Pty Ltd retains full legal responsibility for the third party named portfolio. Although reasonable steps have been taken to ensure the validity and accuracy of the information in this document, BCI does not accept any responsibility for any claim, damages, loss or expense, however it arises, out of or in connection with the information in this document, whether by a client, investor or intermediary. This document should not be seen as an offer to purchase any specific product and is not to be construed as advice or guidance in any form whatsoever.

Investors are encouraged to obtain independent professional investment and taxation advice before investing with or in any of BCI/the Manager's products. Advisory Fee (Max): 0.00%  
Annual Advise Free 0-1.15% (if applicable)

Access the BCI Privacy Policy and the BCI Terms and Conditions on the BCI website ([www.bcis.co.za](http://www.bcis.co.za)).

### Effective Annual Cost ("EAC"):

Boutique Collective Investments adopted the ASISA Standard on Effective Annual Cost ("EAC"). The EAC measure allows you to compare charges on your investments as well as their impact on your investment returns prior to investing. For further information regarding the ASISA Standard on Effective Annual Cost and access to the EAC calculator please visit our website at [www.bcis.co.za](http://www.bcis.co.za). BCI calculates the EAC as per the ASISA standard for a period of 3 years up till the most recent TER reporting period.

### #Fixed Administration Fee:

R15 excluding VAT which will apply to all direct investor accounts with balances of less than R100 000 at month end, unless an investor transacts online, in which case no such fee will be levied.

## MANAGER INFORMATION

### Boutique Collective Investments (RF) (Pty) Limited

**Registration number:** 2003/0204082/07

Catnia Building, Bella Rosa Village,  
Bella Rosa Street, Bellville, 7530

**Email:** [clientservices@bcis.co.za](mailto:clientservices@bcis.co.za)

**Web:** [bcis.co.za](http://bcis.co.za)

**Tel:** 021 007 1500/1/2

**The manager is registered as a manager of collective investment schemes, in terms of the Collective Investment Schemes Control Act. The manager is a member of the Association for Savings and Investment South Africa (ASISA).**

## CUSTODIAN INFORMATION

The Standard Bank of South Africa Limited – Trustee Services

Tel: 021 441 4100

The trustee/custodian is registered as a trustee of collective investment schemes, in terms of the Collective Investment Schemes Control Act.

## INVESTMENT MANAGERS

### Optimum Investment Group (Pty) Ltd

**Registration number:** 2009/001832/07

Unit 209, The Cliffs Office Block 2,  
Niagara Way, Tyger Falls, Bellville, 7530

**Email:** [info@oig-invest.com](mailto:info@oig-invest.com)

**Web:** [oig-invest.com](http://oig-invest.com)

**Tel:** 021 879 3630

**The investment manager is an authorised Financial Services Provider (FSP), as an investment manager, in terms of Section 8 of the Financial Advisory and Intermediary Services Act (FAIS). This information is not advice, as defined in FAIS. Please be advised that there may be representatives acting under supervision.**  
**Sub-investment manager: Anchor Capital (Pty) Ltd | FSP 39834**

## ADMINISTRATOR INFORMATION

Apex Group South Africa Limited

Registration number: 1981/009543/06

Maitland House 1, River Park, Gloucester Road, Mowbray, 7700

Tel: 021 681 8000