

## BCI BEST BLEND GLOBAL EQUITY FUND (A)

MINIMUM DISCLOSURE DOCUMENT | 30 JUNE 2024

### INVESTMENT OBJECTIVE

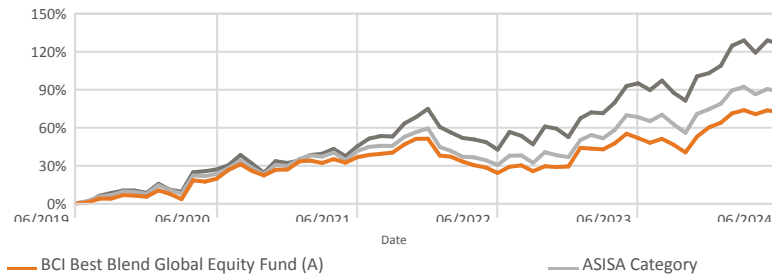
The portfolio objective is to secure high long-term capital growth.

### INVESTMENT POLICY

The BCI Best Blend Global Equity Fund is a multi-managed global equity portfolio investing across developed and emerging markets with the aim to generate high long term capital growth. The portfolio's exposure to assets outside of South Africa will be in excess of 80% of the portfolio's net asset value and the portfolio's exposure to equity securities will always exceed 80% of the portfolio's net asset value. The investments normally to be included in the portfolio may comprise a combination of assets in liquid form, money market instruments, interest bearing instruments, equity securities, property securities, preference shares, convertible equities and non-equity securities as well as participatory interests. The portfolio may from time to time invest in listed and unlisted financial instruments.

### PERFORMANCE (Net of Fees)

Performance: 5 years



Cumulative (%)	1 Year	3 Years	5 Years	10 Years	Since Inception
Fund	13.43	25.94	71.68	118.33	348.92
Fund Benchmark	16.18	56.04	125.94	312.29	835.49
ASISA Category	12.04	33.20	88.09	198.74	473.08

#### Annualised (%)

Fund	13.43	7.99	11.42	8.12	10.02
Fund Benchmark	16.18	15.99	17.71	15.22	15.28
ASISA Category	12.04	10.03	13.47	11.57	11.74

Inception date: 09 Oct 2008

#### Risk Statistics

##### Fund / Benchmark

Standard Deviation	1 Year	3 Years	Maximum Drawdown	1 Year	3 Years
Fund	13.12%	13.16%	Fund	-7.42%	-17.93%
Fund Benchmark	16.68%	16.67%	Fund Benchmark	-8.01%	-18.40%

#### Highest and Lowest: Calendar year performance since inception

Fund	High	53.20%	Fund Benchmark	High	56.38%
	Low	-14.56%		Low	-12.73%

### MONTHLY RETURNS (%)

	JAN	FEB	MAR	APR	MAY	JUN	JUL	AUG	SEP	OCT	NOV	DEC	YTD
2024	2.3	4.5	1.5	-1.8	1.7	-0.9	-	-	-	-	-	-	7.41
2023	11.5	-0.5	-0.4	3.3	5.1	-2.2	-2.4	2.1	-3.1	-4.1	8.8	4.8	23.94
2022	-8.9	-0.6	-2.9	-2.1	-1.4	-3.4	4.0	0.9	-3.6	3.1	-0.4	0.3	-14.56
2021	5.1	0.6	-1.4	2.3	-2.0	3.3	1.3	0.7	0.7	4.6	3.0	0.1	19.23
2020	4.8	-2.5	-3.9	14.3	-0.8	1.9	5.7	3.6	-4.1	-2.8	3.6	0.1	20.34
2019	-0.4	7.6	3.5	1.1	-3.3	1.9	0.7	3.0	0.0	2.6	-0.4	-0.8	16.29

Annualised return is the weighted average compound growth rate over the period measured.

### FUND INFORMATION

Portfolio Manager:	Apex Investment Consulting SA
Launch date:	09 Oct 2008
Portfolio Value:	R 160 575 054
NAV Price (Fund Inception):	100 cents
NAV Price as at month end:	448.92 cents
JSE Code:	MVLI
ISIN Number:	ZAE000126603
ASISA Category:	Global - Equity- General
Fund Benchmark:	MSCI World TR Index
Minimum Investment Amount:	None
#Monthly Fixed Admin Fee:	Refer page 2 notes
Valuation:	Daily
Valuation time:	15:00
Transaction time:	14:00
Regulation 28:	No

### FEE STRUCTURE

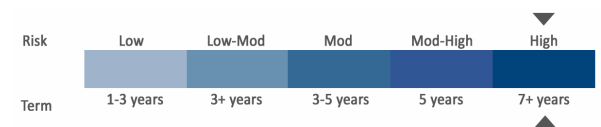
Annual Service Fee:	1.61% (Incl. VAT)
Performance Fee:	None
* Total Expense Ratio (TER):	Mar 24 : 1.61% (PY: 1.40%)
Performance fees incl in TER:	Mar 24 : 0.00% (PY: 0.00%)
Portfolio Transaction Cost:	Mar 24 : 0.03% (PY: 0.03%)
Total Investment Charge:	Mar 24 : 1.64% (PY: 1.43%)
	All percentages include VAT, where applicable

### Income Distribution (cpu)

Jul-23	Aug-23	Sep-23	Oct-23	Nov-23	Dec-23
-	-	-	-	-	0.00
Jan-24	Feb-24	Mar-24	Apr-24	May-24	Jun-24
-	-	-	-	-	0.00

Date of Income Declaration:	30 June/31 December
Date of Income Payment:	2nd working day of Jul/Jan

### RISK PROFILE



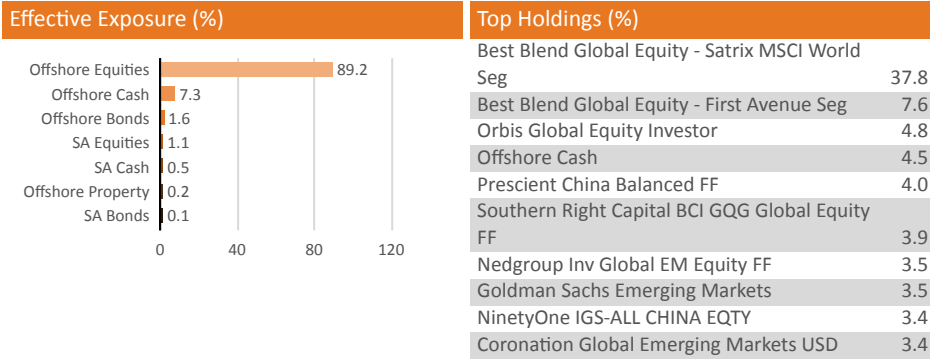
#### High Risk

- This portfolio has a high exposure to equities and therefore tends to be more volatile than most other portfolios.
- Expected potential long-term returns are high, but the risk of potential capital losses is high as well, especially over shorter periods.
- Where the asset allocation contained in this MDD reflect offshore exposure, the portfolio is exposed to currency risks.
- Therefore, it is suitable for long term investment horizons.

BCI BEST BLEND GLOBAL EQUITY FUND (A)

MINIMUM DISCLOSURE DOCUMENT | 30 JUNE 2024

PORTFOLIO HOLDINGS



INFORMATION AND DISCLOSURES

Risks

Certain investments - including those involving futures, options, equity swaps, and other derivatives may give rise to substantial risk and might not be suitable for all investors. Where foreign securities are included in the portfolio there may be additional risks such as potential constraints on liquidity and repatriation of funds, macroeconomic risk, political risk, foreign exchange risk, tax risk, settlement risk as well as potential limitations on the availability of market information.

\* Total Expense Ratio (TER)

Please note: A higher TER ratio does not necessarily imply a poor return, nor does a low TER imply a good return. The current TER cannot be regarded as an indication of future TER's. Transaction Costs are a necessary cost in administering the Fund and impacts Fund returns. It should not be considered in isolation as returns may be impacted by many other factors over time including market returns, the type of Fund, the investment decisions of the investment manager and the TER. The prior year ("PY") TER and Transaction cost calculations are based upon the portfolio's direct costs for the financial year ended 31 December 2023, whilst the underlying portfolios' ratio and cost calculations are based upon their most recent published figures, being 31 March 2024.

Effective Annual Cost:

Boutique Collective Investments adopted the ASISA Standard on Effective Annual Cost ("EAC"). The EAC measure allows you to compare charges on your investments as well as their impact on your investment returns prior to investing. For further information regarding the ASISA Standard on Effective Annual Cost and access to the EAC calculator please visit our website at [www.bcis.co.za](http://www.bcis.co.za). BCI calculates the EAC as per the ASISA standard for a period of 3 years up till the most recent TER reporting period.

#Monthly Fixed Admin Fee: R15 excl. VAT which will apply to all direct investor accounts with balances of less than R100 000 at month end, unless an investor transacts online, in which case no such fee will be levied.

Total Investment Charges

* Total Expense Ratio (TER)	Transactional Cost (TC)	Total Investment Charge (TER & TC)
1.61%	0.03%	1.64%
Of the value of the Fund was incurred as expenses relating to the administration of the Fund.	Of the value of the Fund was incurred as costs relating to the buying and selling of the assets underlying the Fund.	Of the value of the Fund was incurred as costs relating to the investment of the Fund.

Investment Manager

Apex Investment Consulting SA (Pty) Ltd is an authorised Financial Service Provider FSP 45011. Appointed sub-investment managers: First Avenue Investment Management (Pty) Ltd (FSP 42693) | Sanlam Investment Management (Pty) Ltd (FSP 579).

- Additional information, including application forms, annual or quarterly reports can be obtained from BCI, free of charge or can be accessed on our website [www.bcis.co.za](http://www.bcis.co.za).
- Valuation takes place daily and prices can be viewed on our website ([www.bcis.co.za](http://www.bcis.co.za)) or in the daily newspaper.
- Actual annual performance figures are available to existing investors on request.
- Upon request the Manager will provide the investor with portfolio quarterly investment holdings reports.

Management Company Information

Boutique Collective Investments (RF) (Pty) Limited  
Catnia Building,  
Bella Rosa Village, Bella Rosa Street,  
Bellville, 7530  
Tel: +27 (0)21 007 1500/1/2  
+ Email: [clientservices@bcis.co.za](mailto:clientservices@bcis.co.za) + [www.bcis.co.za](http://www.bcis.co.za)

Custodian / Trustee Information

The Standard Bank of South Africa Limited  
Tel: 021 441 4100

DISCLAIMER

Boutique Collective Investments (RF) (Pty) Ltd ("BCI") is a registered Manager of the Boutique Collective Investments Scheme, approved in terms of the Collective Investments Schemes Control Act, No 45 of 2002 and is a full member of ASISA. Collective Investment Schemes in securities are generally medium to long term investments. The value of participatory interests may go up or down and past performance is not necessarily an indication of future performance. BCI does not guarantee the capital or the return of a portfolio. Collective Investments are traded at ruling prices and can engage in borrowing and scrip lending. A schedule of fees, charges and maximum commissions is available on request. BCI reserves the right to close the portfolio to new investors and reopen certain portfolios from time to time in order to manage them more efficiently. Additional information, including application forms, annual or quarterly reports can be obtained from BCI, free of charge. Performance figures quoted for the portfolio are from Morningstar, as at the date of this minimum disclosure document for a lump sum investment, using NAV-NAV with income reinvested and do not take any upfront manager's charge into account. Income distributions are declared on the ex-dividend date. Actual investment performance will differ based on the initial fees charge applicable, the actual investment date, the date of reinvestment and dividend withholding tax. BCI retains full legal responsibility for the third party named portfolio. Although reasonable steps have been taken to ensure the validity and accuracy of the information in this document, BCI does not accept any responsibility for any claim, damages, loss or expense, however it arises, out of or in connection with the information in this document, whether by a client, investor or intermediary. This document should not be seen as an offer to purchase any specific product and is not to be construed as advice or guidance in any form whatsoever. Investors are encouraged to obtain independent professional investment and taxation advice before investing with or in any of BCI's products. Access the BCI Privacy Policy and the BCI Terms and Conditions on the BCI website ([www.bcis.co.za](http://www.bcis.co.za)).