

FUND PROFILE

The primary objective of the fund is to generate real (after-inflation) wealth for investors at lowest possible cost, with due cognizance of risk and, in particular, secular downside risk. This is achieved by consistently producing real returns and long-term capital growth through maximum exposure to equities (the asset class of choice over the long-term to protect investors against inflation) during bull markets, while minimising exposure to equities in secular bear markets. Although this portfolio aims to limit downside risk over the medium to long term, investors should be able to withstand capital volatility in the short term; the fund may produce negative returns in extreme years, albeit at a lower level than a fund that is only invested in shares. The recommended investment term is three years and longer.

KEY FEATURES

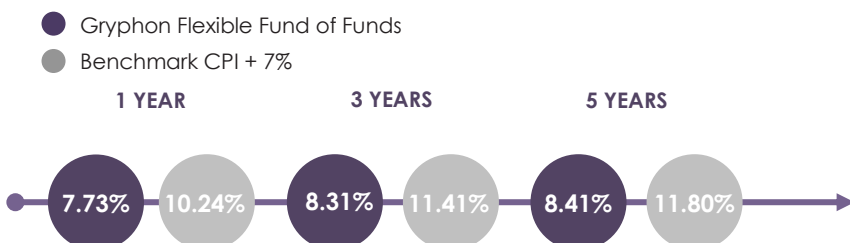
- Premised on the philosophy that most value is added by asset allocation as opposed to stock selection
- Stock selection is indexed, and asset allocation is actively and dynamically managed
- Coupled with a low-cost focus, this fund aims to achieve superior investment returns through the utilisation of indexed building blocks
- The fund invests in a combination of Gryphon's All Share Tracker Fund, Money Market Fund, Global Equity Fund as well as off-shore cash and bond/property indexed products
- Funds are allocated based on proprietary quantitative indicators that predict the primary bull/bear market cycles in equities and the South African Rand
- Short-term volatility and secondary market cycles are generally disregarded as they are less predictable, being driven mainly by emotion (fear and greed); their effect on returns is relatively short-lived
- The fund can invest up to 100% in equities
- Maximum foreign exposure limits as permitted by prevailing legislation (currently 30%)
- Multi-asset funds are inclined to be more tax efficient

WHO SHOULD INVEST?

- Investors who have a medium- to long-term investment horizon and require returns in excess of inflation
- Investors lacking the time, infrastructure or resources and/or investment sophistication to select and subsequently monitor the performance of the various asset classes and/or individual stocks and/or individual manager selection
- Investors cognizant of the effects of costs on their returns
- As such, the product is suitable for investors of all ages as it maximises return per unit of risk throughout their various life stages
- Investors seeking style diversification - the unique way in which the fund is managed, differs significantly from its peers

ANNUALISED TOTAL RETURN FIGURES

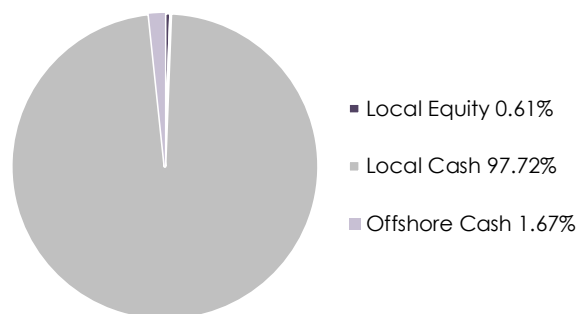
As at 30 September 2019



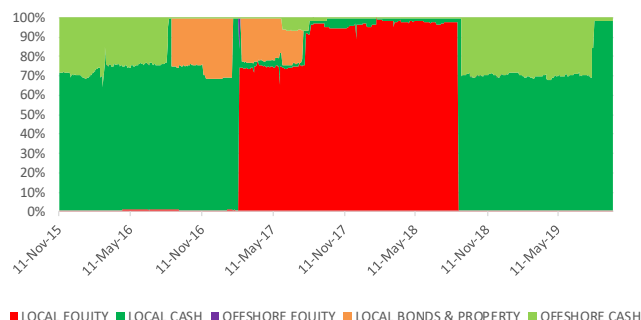
RISK PROFILE



ASSET ALLOCATION



GRYPHON FLEXIBLE FOF - ASSET ALLOCATION



TOTAL RETURN FIGURES (NET OF FEES)

As at 30 September 2019

	1 Year	2 Years	3 Years	4 Years	5 Years
CUMULATIVE (%)	7.73%	16.13%	27.05%	34.42%	49.75%
ANNUALISED (%)	7.73%	7.76%	8.31%	7.68%	8.41%

16.53%

HIGHEST ACTUAL ANNUAL FIGURE
(30 November 2017)

0.30%

LOWEST ACTUAL ANNUAL FIGURE
(28 February 2017)

FUND DETAILS

SECTOR CLASSIFICATION

SA Multi Asset Flexible

PORTFOLIO MANAGER

Abri Du Plessis
M.Com (Econometrics)
Reuben Beelders
B.Com (Hons), CA(SA), CFA

BENCHMARK

CPI + 7%

INCEPTION DATE

01 April 2014

PORTFOLIO SIZE

R22.18m

INCOME DECLARATION

Biannually – 1st October and 1st April
(or subsequent business day)

PAYMENT DATE	CENTS PER UNIT
01 October 2019	33.200867
01 April 2019	29.50688

ADMINISTRATION

GRYPHON CONTACT DETAILS

Tel. 021 915 5100
Fax. 086 206 2635
Email. invest@gryphon.com
Web. www.gryphon.com

MINIMUM LUMP SUM

R2,000

MINIMUM MONTHLY PREMIUM

R200

VALUATION

The Fund is valued daily at 09:00 on the morning following the previous day's closing prices. Instructions must reach us before 14:00 to ensure next morning pricing

TRUSTEE

Standard Chartered Bank
Tel. 011 217 6600

ADMINISTRATION MANAGER

Prescient Fund Services

JSE CODE

GYFF

FEES

INITIAL FEE

0.00%

ANNUAL MANAGEMENT FEE

0.35% (Incl. VAT)

PERFORMANCE FEE

Gryphon does not charge any performance fees

TOTAL EXPENSE RATIO (TER)

0.40% (30 June 2019)

TRANSACTIONAL COST (TC)

0.02% (30 June 2019)

TOTAL INVESTMENT CHARGES (TER + TC)

0.42% (30 June 2019)

What is the Total Expense Ratio (TER)?

The TER is a measure of total costs associated with managing and operating the fund. These costs consist primarily of management fees and additional expenses, such as trading fees, legal fees, auditor fees and other operational expenses. The total cost of the fund is divided by the fund's total assets to arrive at a percentage amount.

$$\text{Total Expense Ratio} = \frac{\text{Total Fund Costs}}{\text{Total Fund Assets}}$$

What are Transaction Costs (TC)?

TCs are the value of the fund incurred as costs relating to the buying and selling of assets underlying the fund. These are a necessary administration cost and impacts on the fund's returns. They should not be considered in isolation as returns may be impacted by other factors over time including market returns, the type of fund, the investment decisions of the investment manager and the TER.

What are Total Investment Charges?

The total percentage value of the fund that was incurred as costs relating to the investment of that fund.

$$\text{TIC} = \text{TER} + \text{TC}$$

Email: invest@gryphon.com

Tel: +27 21 915 5100

Fax: 086 206 2635

FAIS NOTICE and DISCLAIMER: This document is a minimum disclosure document. Collective Investment Schemes ("CIS") or Unit Trusts are generally medium to long term investments. The value of participatory interests (units) may go down as well as up and past performance is not necessarily a guide to the future. Fluctuations or movements in exchange rates may cause the value of the underlying international investments to go up or down. CIS unit prices are calculated on a net asset value ("NAV") basis, which is the total value of all assets in the portfolio including income accruals and less any permissible deductions from the portfolio. Forward pricing is used. A schedule of fees, charges and maximum commissions is available on request from Gryphon Collective Investments. A Fund-of-Funds is a portfolio that invests in other portfolios of CIS (Unit Trusts), which levy their own charges, which could result in a higher fee structure for the Fund-of-Funds. A money market portfolio is not a bank deposit account. The value of the price is on an accrual basis. The total return is made up of interest received and any gain or loss made on any particular instrument; and in most cases the return will merely have the effect of increases or decreases in the daily yield, but in the case of abnormal losses it can have an effect of reducing the capital value of the portfolio. Excessive withdrawals from the portfolio may place the portfolio under liquidity pressure; and in such circumstances a process of ring-fencing of withdrawal instructions and managed pay-outs over time may be followed. Gryphon Collective Investments reserves the right to close and reopen certain funds from time to time in order to manage them more efficiently and in accordance with mandates. The fund manager may borrow up to 10% of the market value of a portfolio to bridge insufficient liquidity. The CIS are traded at ruling prices and may engage in securities borrowing and scrip lending. Portfolio performance is based on a lump sum investment, calculated on a NAV to NAV basis and does not take any initial fees into account. Income is reinvested on ex-distribution date. Total return performances are published. Performance figures used are on an annualised basis and are the figures as at month-end quoted against relevant benchmarks for a minimum period of one rolling year and in multiples of full years for periods longer than one year. Actual investment performance will differ based on the initial fees applicable, the actual investment date and the date of reinvestment of income. The Total Expense Ratio ("TER") is a measure that can be used by investors and advisors to determine how much of a Financial Product's underlying assets are relinquished as payment for services rendered in the administration of the Financial Product (e.g. manager fees & charges, administration fees and charges and VAT thereon, etc.). Transaction Costs ("TC") is a measure that can be used to determine the costs incurred in buying and selling the underlying assets of a Financial Product (e.g. brokerage, VAT on brokerage, securities transfer tax, etc.). TER's & TC's are expressed as a percentage of the daily NAV of the Financial Product calculated over a period of one year on an annualised basis. TC's are a necessary cost in administering the Financial Product and impacts Financial Product returns. It should not be considered in isolation as returns may be impacted by many other factors over time including market returns, the type of Financial Product, the investment decisions of the investment manager and the TER. A higher TER & TC does not necessarily imply a poor return, nor does a low TER & TC imply a good return. The current TER & TC may not necessarily be an accurate indication of future TER's & TC's. Gryphon Collective Investments and the portfolio manager(s) cannot guarantee the capital or return of the portfolio. Gryphon Asset Management (Pty) Ltd, (FSP 581) is a licensed financial services provider in terms of the Financial Advisory and Intermediaries Services Act 37 of 2002.