

Investec

Diversified Income Fund

'A' class units, ZAR

As at end January 2020

Fund Features

- An actively managed, well diversified fixed income portfolio with multiple sources of return
- A global approach to fixed interest investing, capturing opportunities that South African and global fixed interest markets offer

Objectives and investment policy summary

- The Fund aims to provide a high level of income while seeking opportunities to maximise capital growth
- The Fund invests in broad range of fixed income instruments (contracts to repay borrowed money which typically pay interest at fixed times) including government and corporate bonds. Other investments may include company shares, the units of other funds (including foreign funds), cash, property related securities (financial contracts evidencing ownership or debt) and derivatives (financial contracts whose value is linked to the price of an underlying asset). Between 5% and 25% of the Fund's value will typically be invested in property

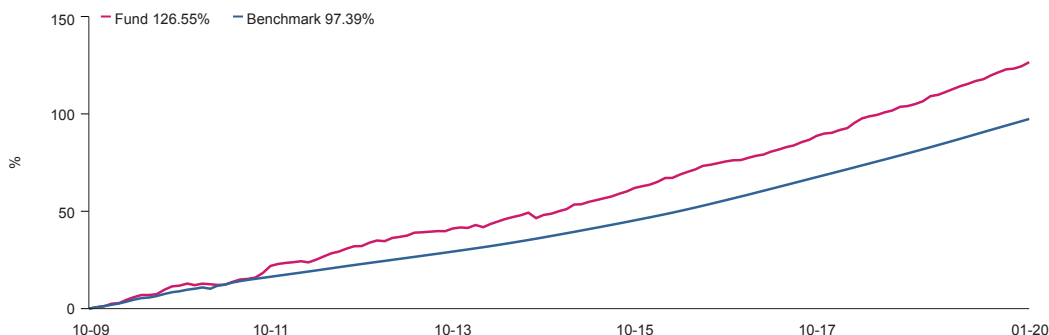
Annualised performance (%)

	FUND	BENCHMARK
1 Year	8.0	7.3
3 Years	8.3	7.3
5 Years	8.1	7.2
10 Years	8.2	6.8
20 Years	n/a	n/a
Since inception	8.2	6.8

Fund statistics (%)

SINCE INCEPTION		DATE*
Highest annualised return	12.8	31.07.12
Lowest annualised return	4.1	31.01.14
*12 month rolling performance figures		
Annualised volatility (%)	2.8	
Maximum drawdown (%)	-2.6	

Cumulative Performance



Source: © Morningstar, dates to 31.01.20, performance figures are calculated NAV-NAV, net of fees, in ZAR.

Income distributions (cents per class unit)

Payment Date	Total
03 January 2020	2.22
02 October 2019	2.16
02 July 2019	2.27
02 April 2019	2.07

Asset allocation (%)

Local Assets	94.5
Bonds	72.8
Cash / Money Market	19.4
Property (listed)	2.3
Foreign Assets	5.5
Bonds	3.8
Cash / Money Market	1.0
Property (listed)	0.7

Risk profile

Lower risk Potentially lower rewards

Higher risk Potentially higher rewards



Key facts

Portfolio manager: Malcolm Charles, Peter Kent

Fund size: ZAR 9.7bn

Fund inception date: 01.09.08

A Inc ZAR class unit inception date: 01.10.09

Domicile: South Africa

Sector: ASISA SA Multi-Asset Income

Benchmark: STeFI Composite (ALBI 1-3 pre 01/07/2011)

'A' class unit dealing currency: ZAR

Net historic yield: 7.33%

'A' class unit charges

Initial fund fee: 0.00%

Annual management fee: 0.85%

Total expense ratio (TER): 1.01%

Transaction cost (TC): 0.02%

Total investment charge (TIC): 1.03%

Fees rates are shown excluding VAT. TER, TC and TIC are shown including VAT.

Other information

Valuation: 16:00 (17:00 month-end) SA Time


Transaction cut-off: 16.00 SA Time (forward pricing)

Minimum investment: R10,000

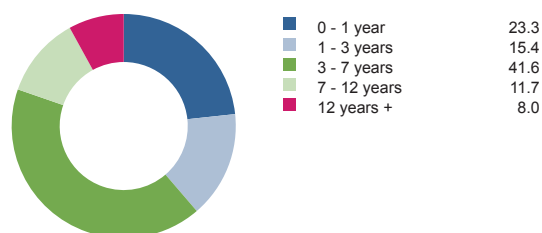
ISIN: ZAE000140505

Investec Diversified Income Fund

Security type (%)



Maturity profile (%)



Top Issuer exposure (%)

Standard Bank of South Africa Ltd/The	19.0
Nedbank Ltd	10.5
FirstRand Ltd	10.2
Republic of South Africa Government Bond	9.7
ABSA Bank Ltd	9.7
Total	59.1

Duration contribution (years) 1.5

Specific Fund Risks

Currency exchange: Changes in the relative values of different currencies may adversely affect the value of investments and any related income.

Default: There is a risk that the issuers of fixed income investments (e.g. bonds) may not be able to meet interest payments nor repay the money they have borrowed. The worse the credit quality of the issuer, the greater the risk of default and therefore investment loss.

Derivatives: The use of derivatives may increase overall risk by magnifying the effect of both gains and losses leading to large changes in value and potentially large financial loss. A counterparty to a derivative transaction may fail to meet its obligations which may also lead to a financial loss.

Emerging market: These markets carry a higher risk of financial loss than more developed markets as they may have less developed legal, political, economic or other systems.

Interest rate: The value of fixed income investments (e.g. bonds) tends to decrease when interest rates rise.

Property: Investments in real estate securities can carry the same risks as investing directly in real estate itself. Real estate prices rise and fall in response to a variety of factors, including local, regional and national economic and political conditions, interest rates and tax considerations.

Glossary Summary

Annualised performance: Annualised performance is the average return per year over the period.

Duration: This is a measure of risk for funds which invest in bonds as it predicts the sensitivity of the value of a fund's portfolio given changes in interest rates. The higher the value the greater the volatility of the fund's performance resulting from changes to interest rates. The Modified duration is shown.

Historic yield: This yield reflects the amounts that have been distributed over the previous twelve months as a percentage of the Fund's net asset value per share for that period. It does not include any initial fund fee and investors may be subject to tax on distributions. The net yield is shown which is net of fees.

Maximum drawdown: The largest peak to trough decline during a specific period of an investment.

NAV: The Net Asset Value (NAV) represents the value of the assets of a fund less its liabilities.

Risk profile: A number on a scale of 1 to 7 based on how much the value of a fund has fluctuated over the past 5 years (or an estimate if the fund has a shorter track record). A rating of 1 represents the lower end of the risk scale with potentially lower rewards available whilst a rating of 7 reflects higher risk but potentially higher rewards.

Total Expense Ratio: TER includes the annual management fee, performance fee and administrative costs and includes VAT but excludes portfolio transaction costs (except in the case of an entry or exit charge paid by a fund when buying or selling units in another fund) expressed as a percentage of the average daily value of the Fund calculated over a rolling three year period (or since inception where applicable) and annualised to the most recently completed quarter. Where funds invest in the participatory interests of foreign collective investment schemes, these may levy additional charges which are included in the relevant TER. A higher TER does not necessarily imply a poor return, nor does a low TER imply a good return. The current TER may not necessarily be an accurate indication of future TERs.

Transaction cost: Transaction costs are a necessary cost in administering the Fund and impacts returns. It should not be considered in isolation as returns may be impacted by many other factors over time including market returns, the type of financial product, the investment decisions of the investment manager and the TER. Calculations are based on actual data where possible and best estimates where actual data is not available. Transaction costs are inclusive of VAT.

Total investment charge: This is the sum of the TER and TC.

Volatility: The amount by which the performance of a fund fluctuates over a given period.

Important information

All information provided is product related and is not intended to address the circumstances of any particular individual or entity. We are not acting and do not purport to act in any way as an advisor or in a fiduciary capacity. No one should act upon such information without appropriate professional advice after a thorough examination of a particular situation. Collective investment scheme funds (CISs) are generally medium to long term investments. Funds are traded at ruling prices and can engage in borrowing and scrip lending. The fund may borrow up to 10% of its market value to bridge insufficient liquidity. Unit trust prices are calculated on a net asset value basis, which is the total value of all assets in the fund including any income accruals less permissible deductions from the fund. A schedule of charges, fees and advisor fees is available on request from the Manager, Investec Fund Managers SA (RF) (Pty) Ltd (IFMSA) which is registered under the Collective Investment Schemes Control Act. Additional advisor fees may be paid and if so, are subject to the relevant FAIS disclosure requirements. Performance shown is that of the fund and individual investor performance may differ as a result of initial fees, actual investment date, date of any subsequent reinvestment and any dividend withholding tax. There are different fee classes of units on the fund and the information presented is for the most expensive class. This fund may be closed in order to be managed in accordance with the mandate. Fluctuations or movements in exchange rates may cause the value of underlying international investments to go up or down. Where the fund invests in the participatory interests of foreign collective investment schemes, these may levy additional charges which are included in the relevant TER. Fund prices are published each business day at www.investecassetmanagement.com and in select media publications. The Manager outsources its portfolio management to Investec Asset Management (Pty) Ltd ('Investec'), a member of the Association for Savings and Investment SA (ASISA). This minimum disclosure document is the copyright of Investec and its contents may not be re-used without Investec's prior permission. Any additional information on the fund including application forms, fees and reports can be obtained, free of charge at www.investecassetmanagement.com. Issued: 11.02.2020

Contact us

Investec Fund Managers SA (RF) (PTY) Limited

Telephone: 0860 500 900

✉: IAMClientServicesSA@investecmail.com

Scheme Trustee: FirstRand Bank Limited

PO Box 7713 Johannesburg 2000

Telephone: (011) 282 1808

To find out about this Fund and other Investec Funds, visit www.investecassetmanagement.com/saliterature

