


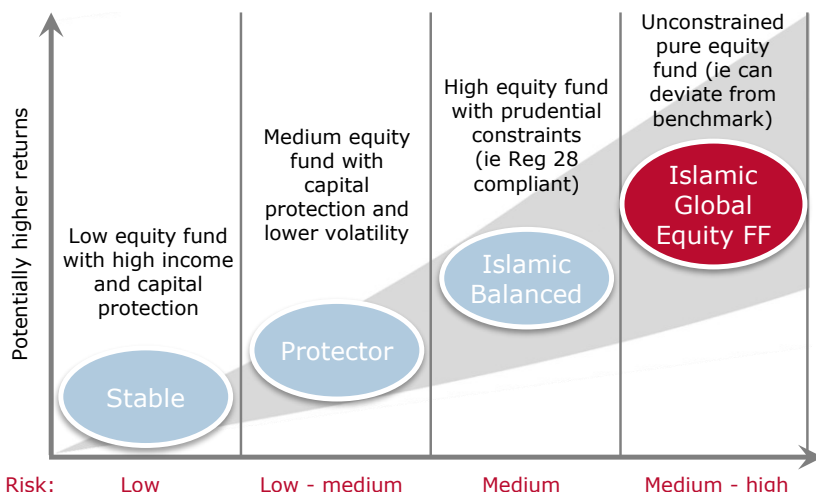
# Kagiso Islamic Global Equity Feeder Fund

## December 2021

Date of issue: 12 January 2022



### Risk profile



**Portfolio Manager**  
Abdul Davids  
BCom (Accounting), CFA

### Fund objective

A Shariah-compliant fund that aims to achieve optimum risk adjusted total returns by providing investors with exposure to an international collective investment scheme portfolio comprising a diversified mix of global equity and equity-related securities.

**This fund is suitable for**  
Muslim investors who are in their wealth accumulation phase, seeking a rand-denominated Shariah-compliant portfolio of international equities. Investors would be able to withstand short-term market fluctuations in pursuit of maximum capital growth over the long term.

**Invest with us**  
Contact your financial adviser or

**Visit our website**  
[www.kagisoam.com](http://www.kagisoam.com)

**Call Client Service**  
0800 864 418

**Email**  
[clientservice@kagisoam.com](mailto:clientservice@kagisoam.com)

**Fax**  
088 021 671 3112

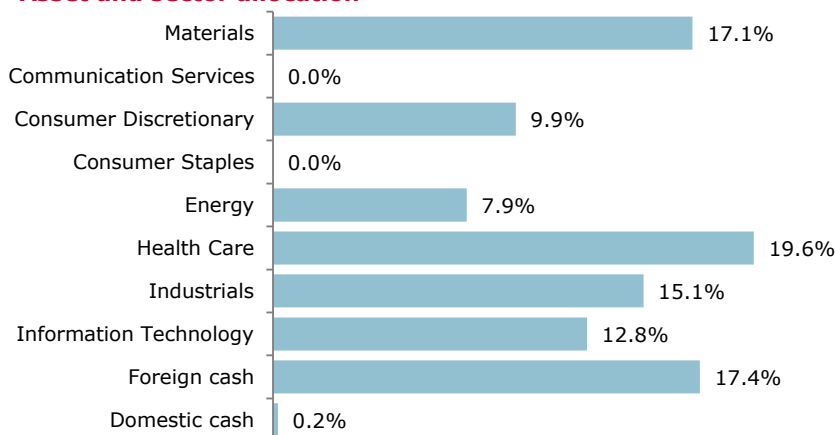
### Fees and charges (excl VAT)

Initial fee	0.00%
Financial adviser fee	max 3.00%
Ongoing advice fee	max 1.00% pa
Management fee	1.35% pa

TER<sup>1</sup> 2.01%  
TC<sup>2</sup> 0.15%

This is a feeder fund and will be fully invested in the dollar-denominated Kagiso Islamic Global Equity Fund, which invests in a diversified portfolio of international equity securities, subject to the statutory investment limitations. The underlying investments will comply with Shariah requirements as prescribed by the Accounting & Auditing Organisation for Islamic Financial Institutions (AAOIFI) and will not invest in any interest-bearing instruments.

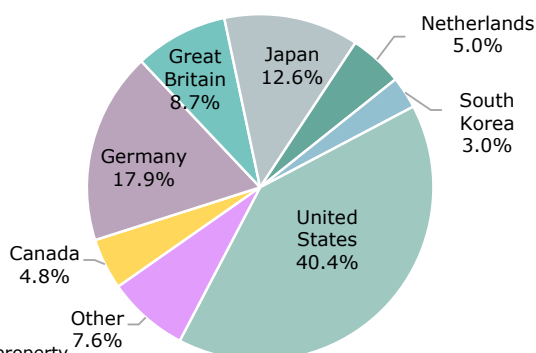
### Asset and sector allocation



### Top 10 holdings\*

Inpex	4.5%
Bayer	3.8%
Nutrien	3.6%
Nissinbo	3.3%
Du Pont de Nemours	3.1%
Samsung	3.0%
Intel	3.0%
Hochtief	2.9%
Bellway	2.8%
Siemens Energy	2.8%
<b>Total</b>	<b>32.8%</b>

### Regional allocation



\* Top holdings comprise global equity and property

<sup>1</sup> TER (total expense ratio) = % of average NAV of portfolio incurred as charges, levies and fees in the management of the portfolio for the rolling 12-month period to 31 December 2021. A higher TER does not necessarily imply a poor return, nor does a low TER imply a good return. The current TER may not necessarily be an accurate indication of future TERs.

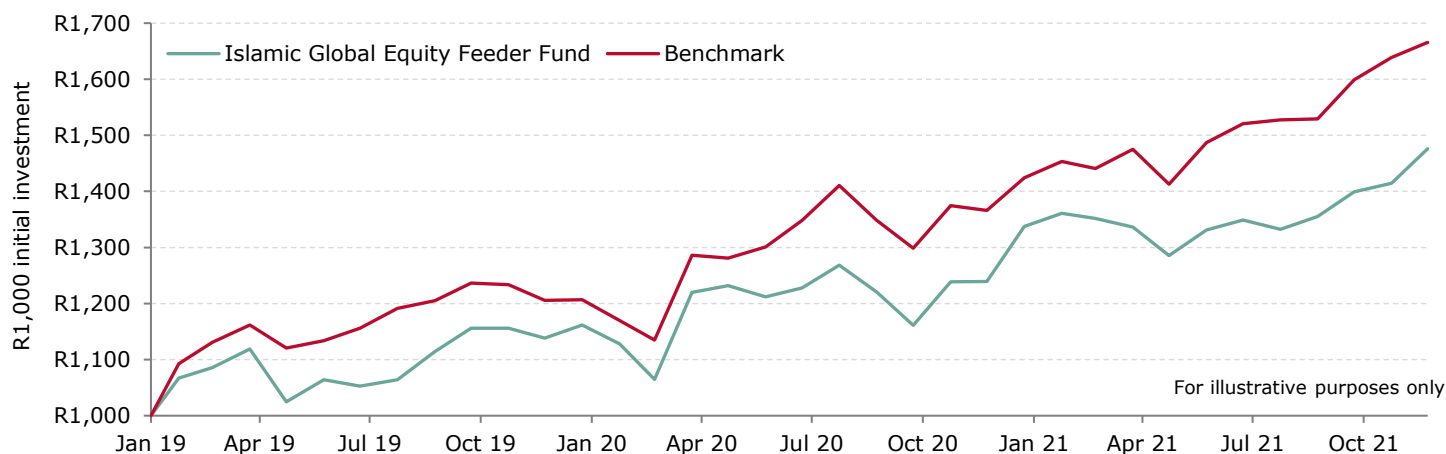
<sup>2</sup> TC (transaction costs) are unavoidable costs incurred in administering the financial products offered by Kagiso Collective Investments and impact financial product returns. It should not be considered in isolation as returns may be impacted by many other factors over time including market returns, the type of financial product, the investment decisions of the investment manager and the TER. This is also calculated on the rolling 12-month period to 31 December 2021.

# Kagiso Islamic Global Equity Feeder Fund

## December 2021



### Performance<sup>1</sup>



Annualised performance	Fund	Benchmark <sup>2</sup>	Outperformance	Highest#	Lowest#	Risk statistics	Fund	Benchmark
1 year	19.1%	22.0%	-2.9%	7.9%	-3.8%	Annualised deviation	14.8%	12.9%
2 years	13.9%	21.1%	-7.2%	14.6%	-5.6%	Maximum gain $\Phi$	17.2%	17.9%
Since inception	14.3%	22.0%	-7.7%	14.6%	-8.4%	Maximum drawdown $\Phi$	-8.5%	-8.2%
						% positive months	65.7%	68.6%

# Highest and lowest monthly fund performance during specified period  
 $\Phi$  Consecutive months of change in the same direction

<sup>1</sup> Performance is quoted from Morningstar as at month-end for a lump sum investment using Class A Net Asset Value (NAV) prices with income distributions reinvested (income is reinvested on the reinvestment date). NAV refers to the value of the fund's assets less the value of its liabilities, divided by the number of units in issue. Performance figures are quoted after the deduction of all costs incurred within the fund. Individual investor performance may differ as a result of initial fees, the actual investment date, the date of reinvestment and dividend withholding tax. All performances are annualised (ie the average annual return over the given time period). Actual annual figures are available on request from Client Service.

**Fund size** R635.01 million  
**NAV** 183.99 cpu  
**Benchmark** Global Equity General funds mean  
**ASISA category** Global Equity General funds  
**Launch date** 9 January 2019

**Income distributions**  
 31 December 2021 0.23 cpu  
 30 June 2021 0.00 cpu

**Investment minimum**  
 Lump sum R20,000  
 No debit orders

**Trustee** Melinda Mostert  
 Head: Standard Bank Trustee Services  
 melinda.mostert@standardbank.co.za

**Portfolio Manager** Abdulazeez Davids - Abdul joined Kagiso in 2008 and is Head of Research. Previously he was with Allan Gray as an investment analyst and portfolio manager.

**Fund registration no (ISIN)**  
 ZAE000265831

**Shariah advisory and supervisory board members**  
 Mufti Zubair Bayat  
 Mufti Ahmed Suliman  
 Maulana Muhammed Carr

**Pricing:** All funds are valued and priced at 15:00 each business day and at 17:00 on the last business day of the month. Forward pricing is used. The deadline for receiving instructions is 14:00 each business day to ensure same day value. Prices are published daily on our website.

The Kagiso unit trust fund range is offered by Kagiso Collective Investments Limited (RF) (Kagiso), registration number 2010/009289/06. Kagiso is a subsidiary of Kagiso Asset Management (Pty) Limited [a licensed financial services provider (FSP No. 784)], the investment manager of the unit trust funds. Kagiso is a member of the Association for Savings and Investment SA (ASISA) and is a registered management company in terms of the Collective Investment Schemes Control Act, No 45 of 2002.

Unit trusts are generally medium to long-term investments. The value of units will fluctuate and past performance should not be used as a guide for future performance. Kagiso does not provide any guarantee either with respect to the capital or the return of the portfolio(s). Foreign securities may be included in the portfolio(s) and may result in potential constraints on liquidity and the repatriation of funds. In addition, macroeconomic, political, foreign exchange, tax and settlement risks may apply. However, our robust investment process takes these factors into account. Unit trusts are traded at ruling prices and can engage in scrip lending and borrowing. Exchange rate movements, where applicable, may affect the value of underlying investments. Different classes of units may apply and are subject to different fees and charges. A feeder fund is a portfolio that invests in a single portfolio of a collective investment scheme, which levies its own charges and which could result in a higher fee structure for the feeder fund. A schedule of the maximum fees, charges and commissions is available upon request. Commission and incentives may be paid, and if so, would be included in the overall costs. Kagiso has the right to close the portfolio to new investors in order to manage it more effectively in accordance with its mandate. Additional information is available free of charge on our website or