

# METHODICAL BCI BALANCED FUND A

## Minimum Disclosure Document (Fund Factsheet)

As of 2025/06/30

### INVESTMENT OBJECTIVE & POLICY

The primary objective of this fund is to deliver capital growth over the long term at moderate levels of volatility, reflecting a moderate aggressive risk profile. Capital growth is of primary importance. This is an actively managed fund which is broadly diversified across a combination of equity, bonds, money market instruments, listed property, including offshore equities and equity fixed interest investments. Its moderate aggressive risk profile results in a higher allocation to equities (maximum 75%). The portfolio will also be allowed to invest in listed and unlisted financial instruments (derivatives) as allowed by the Act from time to time, as well as offshore investments in line with Regulation 28. Investors should be prepared to tolerate capital fluctuations over the shorter term, with a recommended investment horizon of 5 years and longer. The fund is Regulation 28 compliant.

### FUND INFORMATION

Fund Classification	South African MA High Equity
Currency	South African Rand
Domicile	South Africa
Fund Size	R 921 606 752,50
Income Declaration Dates	30 June & 31 December
Inception Date	09 February 2015
Benchmark	South African MA High Equity
Minimum Investment	LISP Dependent
Price (NAV) per unit	R 16,46
Latest Distribution	30 June 2025 : 20.14 cpu
Previous Distribution	31 December 2024 : 15.82 cpu
Income Price Dates	1st Working Day after declaration
Income Price Distribution	Following Working Day
Repurchase Period	3 Working Days
Transaction Time	15:00
Valuation Time	14:00
ISIN	ZAE000200960
Highest Rolling 1 Year	32.28%
Lowest Rolling 1 Year	-9.14%

The lowest and highest annualised performance numbers are based on 10 non-overlapping one year periods or the number of non-overlapping one year periods from inception where performance history does not exist for 10 years.

### ADDITIONAL INFORMATION

Advice fee - Any advice fee is negotiable between the client and their financial advisor. An annual advice fee negotiated is paid via a repurchase of units from the investor.

31 March 2025

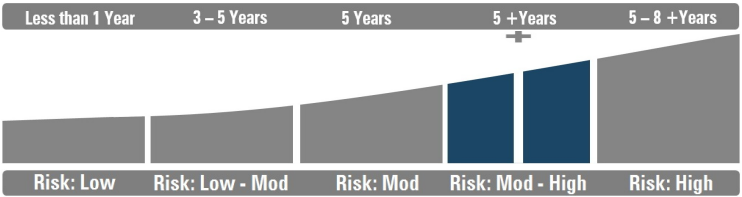
**Total Expense Ratio (TER): 1.65% (PY: 1.64%)** of the value of the Financial Product was incurred as expenses relating to the administration of the Financial Product. A higher TER does not necessarily imply a poor return, nor does a low TER imply a good return.

**Transaction Cost (TC): 0.25% (PY: 0.17%)** of the value of the Financial Product was incurred as costs relating to the buying and selling of the assets underlying the Financial Product. Transaction Costs are a necessary cost in administering the Financial Product and impacts Financial Product returns. It should not be considered in isolation as returns may be impacted by many other factors over time including market returns, the type of Financial Product, the investment decisions of the investment manager and the TER.

**Total Investment Charges (TER+TC): 1.90% (PY: 1.80%)** of the value of the Financial Product was incurred as costs relating to the investment of the Financial Product.

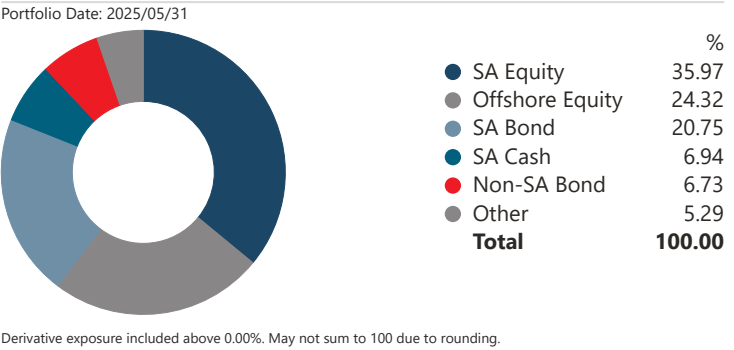
Issue Date: 14 July 2025

### RISK PROFILE RANGE



This portfolio holds more equity exposure than a medium-risk portfolio, but less than a high-risk portfolio. In turn the expected volatility is higher than a medium-risk portfolio, but less than a high-risk portfolio. The probability of losses is higher than that of a medium-risk portfolio, but less than a high-risk portfolio and the expected potential long term investment returns could therefore be higher than a medium-risk portfolio. Where the asset allocation contained in this MDD reflects offshore exposure, the portfolio is exposed to currency risks. The portfolio is exposed to equity as well as default and interest rate risks. Therefore, it is suitable for medium to long term investment horizons.

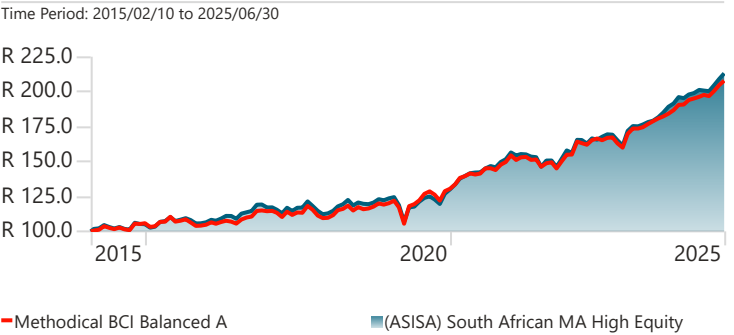
### EFFECTIVE EXPOSURE



### UNDERLYING FUND MANAGERS

Ninety One Investment Management	Fairtree Capital
10X Investments	Methodical Investment Management
Aylett & Co.	PCM Global Core Fund
Coronation	Catalyst

### CUMULATIVE INVESTMENT GROWTH (Net of Fees)



Illustrative investment performance together with portfolio performance tables may only be used to show the effect of costs and other factors that impact investment performance and not for showing portfolio performance.

### ANNUALISED PERFORMANCE

	1 Year	2 Years	3 Years	5 Years	Since Inception
Methodical BCI Balanced A	14.02	12.15	12.43	11.20	7.28
(ASISA) South African MA High Equity	15.15	12.71	13.35	11.93	7.41

Annualised return is the weighted average compound growth rate over the period measured.

# METHODICAL BCI BALANCED FUND A

## Minimum Disclosure Document (Fund Factsheet)

As of 2025/06/30

### DISCLAIMER

Boutique Collective Investments (RF) (Pty) Ltd ("BCI") is part of the Apex Group Ltd. BCI is a registered Manager of the Boutique Collective Investments Scheme, approved in terms of the Collective Investments Schemes Control Act, No 45 of 2002 and is a full member of ASISA. Collective Investment Schemes in securities are generally medium to long term investments. The value of participatory interests may go up or down and past performance is not necessarily an indication of future performance. BCI does not guarantee the capital or the return of a portfolio. Collective Investments are traded at ruling prices and can engage in borrowing and scrip lending. A schedule of fees, charges and maximum commissions is available on request. BCI reserves the right to close the portfolio to new investors and reopen certain portfolios from time to time in order to manage them more efficiently. Additional information, including application forms, annual or quarterly reports can be obtained from BCI, free of charge. Performance fees are calculated and accrued on a daily basis based upon the daily outperformance, in excess of the benchmark, multiplied by the share rate and paid over to the manager monthly. Performance figures quoted for the portfolio are from Morningstar, as at the date of this minimum disclosure document for a lump sum investment, using NAV-NAV with income reinvested and do not take any upfront manager's charge into account. Income distributions are declared on the ex-dividend date. Actual investment performance will differ based on the initial fees charge applicable, the actual investment date, the date of reinvestment and dividend withholding tax. BCI retains full legal responsibility for the third party named portfolio. Although reasonable steps have been taken to ensure the validity and accuracy of the information in this document, BCI does not accept any responsibility for any claim, damages, loss or expense, however it arises, out of or in connection with

### INFORMATION AND DISCLOSURES

#### Risks:

Certain investments - including those involving futures, options, equity swaps, and other derivatives may give rise to substantial risk and might not be suitable for all investors. Where foreign securities are included in the portfolio there may be additional risks such as potential constraints on liquidity and repatriation of funds, macroeconomic risk, political risk, foreign exchange risk, tax risk, settlement risk as well as potential limitations on the availability of market information.

#### Total Expense Ratio (TER):

Please note: A higher TER ratio does not necessarily imply a poor return, nor does a low TER imply a good return. The current TER cannot be regarded as an indication of future TER's. Transaction Costs are a necessary cost in administering the Fund and impacts Fund returns. It should not be considered in isolation as returns may be impacted by many other factors over time including market returns, the type of Fund, the investment decisions of the investment manager and the TER. The prior year ("PY") TER and Transaction cost calculations are based upon the portfolio's direct costs for the financial year ended 31 December 2024, whilst the underlying portfolios' ratio and cost calculations are based upon their most recent published figures, being 31 March 2025.

#### Effective Annual Cost:

Boutique Collective Investments adopted the ASISA Standard on Effective Annual Cost ("EAC"). The EAC measure allows you to compare charges on your investments as well as their impact on your investment returns prior to investing. For further information regarding the ASISA Standard on Effective Annual Cost and access to the EAC calculator please visit our website at [www.bcis.co.za](http://www.bcis.co.za). BCI calculates the EAC as per the ASISA standard for a period of 3 years up till the most recent TER reporting period.

#Monthly Fixed Admin Fee: R15 excl. VAT which will apply to all direct investor accounts with balances of less than R100 000 at month end, unless an investor transacts online, in which case no such fee will be levied.

#### Fee Structure:

Annual Service Fee: 0.95% (Incl. VAT)  
Initial Advisory Fee (Max): 3.45% (Incl. VAT)  
Annual Advice Fee: 0 - 1.15% (if applicable)  
Initial Fee: 0.00% (Incl. VAT)  
Performance Fee: None

the information in this document, whether by a client, investor or intermediary. This document should not be seen as an offer to purchase any specific product and is not to be construed as advice or guidance in any form whatsoever. Investors are encouraged to obtain independent professional investment and taxation advice before investing with or in any of BCI's products.

Access the BCI Privacy Policy and the BCI Terms and Conditions on the BCI website ([www.bcis.co.za](http://www.bcis.co.za)).

#### FAIS Conflict of Interest Disclosure

Please note that your financial advisor may be a related party to the co-naming partner and/or BCI. It is your financial advisor's responsibility to disclose all fees he/she receives from any related party. The portfolio's TER includes all fees paid by portfolio to BCI, the trustees, the auditors, banks, the co-naming partner, underlying portfolios, and any other investment consultants/managers as well as distribution fees and LISP rebates, if applicable. The portfolio's performance numbers are calculated net of the TER expenses. The investment manager earns a portion of the service charge and performance fees where applicable. In some instances, portfolios invest in other portfolios which form part of the BCI Scheme. These investments will be detailed in this document, as applicable.

### INVESTMENT MANAGER

Methodical Investment Management (Pty) Ltd is an authorised Financial Services Provider FSP 44480.

Additional information, including application forms, annual or quarterly reports can be obtained from BCI, free of charge or can be accessed on our website [www.bcis.co.za](http://www.bcis.co.za)

Valuation takes place daily and prices can be viewed on our website ([www.bcis.co.za](http://www.bcis.co.za)) or in the daily newspaper.

Actual annual performance figures are available to existing investors on request.

Upon request the Manager will provide the investor with portfolio quarterly investment holdings reports

Ross Reuvers

Key Individual, Methodical Investment Management (Pty) LTD  
[ross@methodical.co.za](mailto:ross@methodical.co.za)

### INVESTMENT CONSULTANT

The investment consulting is provided by Morningstar Investment Management South Africa (Pty) LTD, FSP 45679, an authorised Financial Services Provider regulated by the Financial Sector Conduct Authority.

### MANAGEMENT COMPANY INFORMATION

Boutique Collective Investments (RF) (Pty) Ltd

Catnia Building, Bella Rosa Village, Bella Rosa Street, Bellville, 7530  
Tel: +27 (0)21 007 1500/1/2  
+ Email: [clientservices@bcis.co.za](mailto:clientservices@bcis.co.za) + [www.bcis.co.za](http://www.bcis.co.za)

### CUSTODIAN/TRUSTEE INFORMATION

Standard Bank of South Africa Ltd

Tel no : +27 (21) 441 4100

Methodical Investment Management (Pty) Ltd is an Authorised Financial Services Provider FSP 44480

+27 21 200 5920 [alpha@methodical.co.za](mailto:alpha@methodical.co.za) [www.methodical.co.za](http://www.methodical.co.za) 3 Cardiff Castle, 58 Main Street, Newlands, 7700. Cape Town

