

Momentum GF Global Equity Fund - Class R USD

Fund data for the month ending 28 March 2024

Fund details<sup>1</sup>

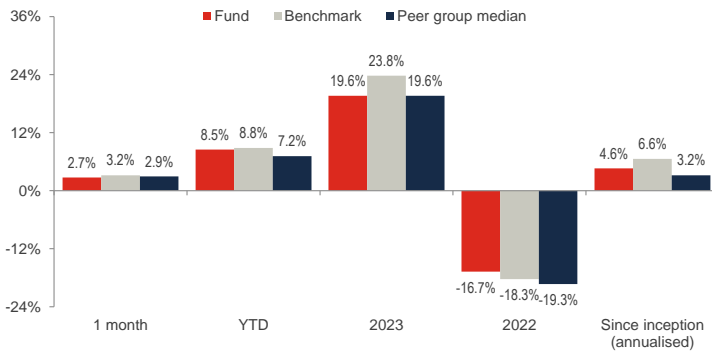
Investment manager <b>Momentum Global Investment Management</b>	Management company <b>FundRock Management Company S.A</b>	Depository <b>J.P. Morgan Bank Luxembourg S.A.</b>	ASISA sector <b>Global - Equity - General</b>
ISIN <b>LU2000524715</b>	Investment timeframe <b>7 years +</b>	Inception date (fund) <b>28 February 2009</b>	Currency <b>USD</b>
Income distribution <b>Accumulating, income received is not distributed</b>	Minimum subscription <b>USD 7,500</b>	Inception date (share class) <b>07 June 2021</b>	Initial fee <b>none</b>
Dealing/pricing <b>daily</b>	Dealing cut-off time <b>15:00 CET on the relevant Valuation Date</b>	Fund size <b>USD 1,455.3 million</b>	Financial year-end TER <sup>2</sup> <b>1.03%</b>
Settlement dates <b>Subscriptions and redemptions: Within three business days after the relevant Valuation Date</b>		Price per share (as at 28 March 2024) <b>USD 113.50</b>	TER <sup>2</sup> <b>1.04%</b>
Peer group <b>Morningstar EAA Fund Global Large-Cap Blend Equity</b>	Benchmark <b>MSCI World NR USD</b>		

Investment objective & policy

The Fund aims to outperform the MSCI World Index over a rolling 3-year period by investing in a diversified portfolio substantially consisting of shares (equities) listed on international stock exchanges. The Fund will be actively managed and may be substantially invested in securities contained in the MSCI World Index as a result of such active management. However, the performance of the MSCI World Index will be without direct impact on the portfolio. Any income generated will be reinvested.

Please refer to the Prospectus for full details of the fund, its charges, the investment objective and investment policy.

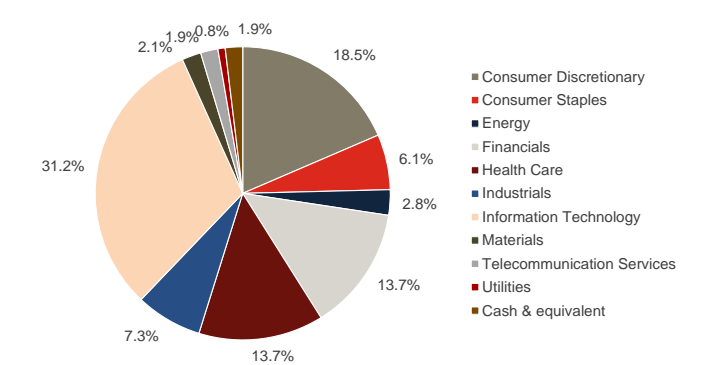
Fund performance



Investment statistics

	Cumulative	Annualised
Current month return	2.7%	-
Year-to-date return	8.5%	-
1 year return	21.4%	-
3 year return	insufficient data	
5 year return	insufficient data	
Since inception return	13.5%	4.6%
Highest annual return	21.4%	
Lowest annual return	-20.4%	
Annualised volatility	16.8%	

Sector allocation



Asset allocation - Equity: 98.1%, Cash & equivalent: 1.9%

Sources: FactSet, Morningstar, Momentum Global Investment Management, JP Morgan Bank (Luxembourg) S.A. Allocations subject to change.

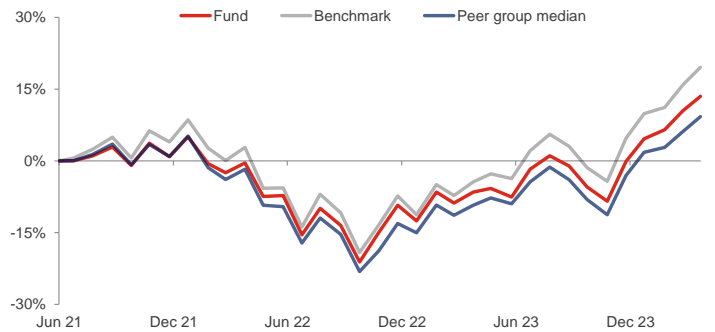
<sup>1</sup> Please refer to the fund supplement and scheme particulars for a detailed description of fees and fund facts.

<sup>2</sup> The Total Expense Ratios (TERs) are the percentages of the net asset value of the class of the Financial Product incurred as expenses relating to the administration of the Financial Product. A higher TER does not necessarily imply a poor return, nor does a low TER imply a good return. A current TER may not necessarily be an accurate indication of future TERs. The TER to 31.12.23 is based on data for the period from 31.12.22 to 31.12.23 and the financial year-end TER is based on data for the financial year-end to 30.09.23. Cost ratios are calculated using historical actual and/or estimated data and are provided solely as an indication/guide as to the annual expenses/costs that could be incurred. These ratios do not represent any current/actual charges or fees.

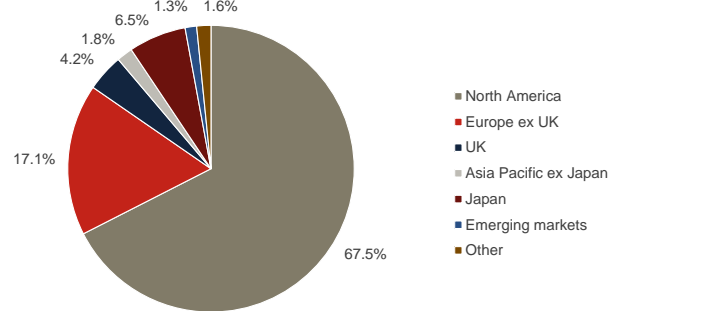
Risk rating



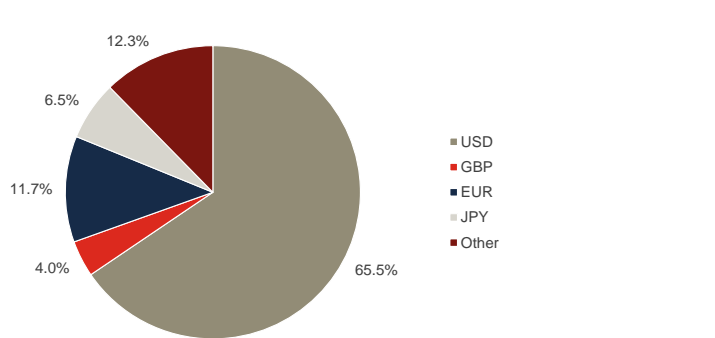
Cumulative returns



Regional allocation



Currency allocation



## ■ Top 15 holdings

Holding	Sector	Weight
Microsoft Corporation	IT Software	3.5%
NVIDIA Corporation	IT Hardware	2.2%
Alphabet Inc A	IT Software	1.6%
Apple Inc	IT Hardware	1.5%
Meta Platforms Inc A	IT Software	1.3%
Eli Lilly and Company	Health Care	1.3%
Amazon.com Inc	Consumer Products & Retail	1.2%
Novo Nordisk A/S B	Health Care	1.1%
SAP SE	IT Software	0.9%
Visa Inc A	Consumer Services	0.8%
Procter & Gamble Company	Consumer Staples	0.7%
Accenture Plc A	IT Software	0.7%
Roper Technologies Inc	IT Software	0.7%
Progressive Corporation	Insurance	0.6%
Netflix Inc	IT Software	0.6%

Source: FactSet, Momentum Global Investment Management.

## ■ Strategy information

The Global Equity Fund, launched in February 2009, is an actively managed portfolio of mostly developed market equities, selected by leading specialist managers from around the world.

There are over 800 stocks in the portfolio providing exposure to all major sectors and developed market regions. The portfolio is balanced across the key investment style factors; namely value, growth/momentum and quality/low risk. Each of these styles has been proven to exhibit a positive risk premium over the long term and by maintaining higher exposure to them relative to the market we expect to increase the probability of the Fund meeting its objective of outperforming the MSCI World benchmark. This highly active approach results in the Fund exhibiting meaningful differences in stock selection and sector/country weightings versus the MSCI World benchmark and a high 'active share'.

Half of the Fund's assets are managed through a systematic quantitative approach, while the other half is managed using a traditional active approach to stock picking thereby combining human intellect with data science. All but one of the nine underlying managers have been appointed to invest their capital on a direct basis via segregated accounts. This brings several advantages for clients including lower underlying management fees and access to specialist managers that clients would not be able to invest with otherwise (where they do not have a pooled fund available).

## ■ Fees applicable to Class R participating shares

Management and administration fee (per annum):	Investment management fee (per annum):	Other applicable fees (per annum):
Management company fee: 0.05% <i>subject to a minimum of EUR 1,500 per month</i>	0.50%	Depository fees: 0.008% <i>subject to a minimum of USD 5,000 per annum.</i>
Administration fee: 0.04% <i>subject to a minimum of USD 22,000 per annum</i>	Performance fees: 0.00%	

## ■ Important Information

Collective investments are generally medium to long-term investments. The value of units may go down as well as up and past performance is not necessarily a guide to the future. Collective investments are traded at ruling prices. Commission and incentives may be paid and, if so, would be included in the overall costs. Individual investor returns may differ as a result of fees, actual date(s) of investment, date(s) of reinvestment of income and withholding tax. All portfolio performance figures quoted (tables and charts where present) are as at 28 March 2024, based on a lump sum investment, using NAV-NAV prices with income distributions reinvested on the ex-dividend date. All performance is calculated on a total return basis, after deduction of all fees and commissions and in US dollar terms. Forward pricing is used.

The Fund invests in other collective investments, which levy their own charges. This could result in a higher fee structure for the Fund.

Fluctuations in the value of the underlying funds, the income from them and changes in interest rates mean that the value of the Fund and any income arising from it may fall, as well as rise, and is not guaranteed. Deductions of charges and expenses mean that you may not get back the amount you invested.

The fees charged within the Fund and by the managers of the underlying funds are not guaranteed and may change in the future.

Higher risk investments may be subject to sudden and larger falls in value in comparison to other investments. Higher risk investments include, but are not limited to, investments in smaller companies, even in developed markets, investments in emerging markets or single country debt or equity funds and investments in high yield or non-investment grade debt.

Notwithstanding ongoing monitoring of the underlying funds within the Fund, there can be no assurance that the performance of the funds will achieve their stated objectives.

The Fund will contain shares or units in underlying funds that invest internationally. The value of an investor's investment and the income arising from it will therefore be subject to exchange rate fluctuations.

Foreign securities may have additional material risks, depending on the specific risks affecting that country, such as: potential constraints on liquidity and the repatriation of funds; macroeconomic risks; political risks; foreign exchange risks; tax risks; settlement risks; and potential limitations on the availability of market information.

The Fund may contain shares or units in underlying funds that do not permit dealing every day. Investments in such funds will only be realisable on their dealing days. It is not possible to assess the proper market price of these investments other than on the fund's dealing days.

No borrowing will be undertaken by the Fund except for the purpose of meeting short term liquidity requirements. Borrowings will not exceed 10% of the net asset value of the Fund. For such purpose, the securities of the Fund may be pledged. No scrip borrowing will be allowed. The Fund is not permitted to enter into any form of borrowing or loan arrangement with other Funds of the Company nor other collective investment schemes of the Manager.

While derivative instruments may be used for hedging purposes, the risk remains that the relevant instrument may not necessarily fully correlate to the investments in the Fund and accordingly not fully reflect changes in the value of the investment, giving rise to potential net losses.

Forward contracts are neither traded on exchanges nor standardised. Principals dealing in these markets are also not required to make markets in the currencies they trade, with the result that these markets may experience periods of illiquidity. Banks and dealers will normally act as principals and usually each transaction is negotiated on an individual basis.

The Manager has the right to close the Fund to new investors, in order to manage it more efficiently, in accordance with its mandate.

Investment in the Fund may not be suitable for all investors. Investors should obtain advice from their financial adviser before proceeding with an investment.

Investors are reminded that any forecasts and/or commentary included in this MDD are not guaranteed to occur, and merely reflect the interpretation of the public information and propriety research available to the Investment Manager at a particular point in time.

This report should be read in conjunction with the prospectus of Momentum Global Funds, in which all the current fees and fund facts are disclosed.

This report should not be construed as an investment advertisement, or investment advice or guidance or proposal or recommendation in any form whatsoever, whether relating to the Fund or its underlying investments. It is for information purposes only and has been prepared and is made available for the benefit of the investors in the Fund.

While all care has been taken by the Investment Manager in the preparation of the information contained in this report, neither the Manager nor Investment Manager make any representations or give any warranties as to the correctness, accuracy or completeness of the information, nor does either the Manager or Investment Manager assume liability or responsibility for any losses arising from errors or omissions in the information.

This Fund is a sub-fund of the Momentum Global Funds SICAV, which is domiciled in Luxembourg and regulated by the Commission de Surveillance du Secteur Financier. The Fund conforms to the requirements of the European UCITS Directive.

FundRock Management Company S.A., incorporated in Luxembourg, is the Management Company with its registered office at 33, Rue de Gasperich, L-5826 Hesperange, Luxembourg. Telephone +352 271 111. J.P. Morgan Bank Luxembourg S.A., incorporated in Luxembourg, is the Administrator and Depository with its registered office at European Bank & Business Centre, 6, route de Trèves, L-2633 Senningerberg, Luxembourg. Telephone +352 462 6851.

This MDD is issued by Momentum Global Investment Management Limited (MGIM). MGIM is the Investment Manager, Promoter and Distributor for the Momentum Global Funds SICAV. MGIM is registered in England and Wales No. 03733094. Registered Office: The Rex Building, 62 Queen Street, London EC4R 1EB. Telephone +44 (0)20 7489 7223 Email DistributionServices@momentum.co.uk. MGIM is authorised and regulated by the Financial Conduct Authority in the United Kingdom, and is exempt from the requirements of section 7(1) of the Financial Advisory and Intermediary Services Act 37 of 2002 (FAIS) in South Africa, in terms of the FSCA FAIS Notice 141 of 2021 (published 15 December 2021). For complaints relating to MGIM's financial services, please contact DistributionServices@momentum.co.uk.

This report may not be circulated or copied where it may constitute an infringement of any local laws or regulations. This report is for the sole use of the intended recipient and may not be reproduced or circulated without the prior written approval of the Manager.

## ■ Manager commentary

In March 2024, the Momentum GF Global Equity Fund increased in value by 2.7% when measured in US dollars. This growth was slightly lower than the MSCI World's return of 3.2%.

The market's performance was driven by value stocks this month, with Energy (+9.1%) and Materials (+6.47%) leading the pack, closely followed by Utilities (+5.7%) and Financials (+5%). Most of the value-oriented managers in the fund outperformed. However, it was a tough month for the Magnificent Seven stocks. While Nvidia (+14.2%) and Alphabet (+9.0%) showed strength, their gains were offset by the underperformance of the other five. Tesla experienced a significant drop of 12.9% due to increased competition, which pressured them to reduce prices, impacting profit margins.

The lacklustre performance of the Magnificent Seven led to the US market lagging behind the MSCI World, a rare occurrence in recent years. The FTSE100 emerged as the best performing region (+4.90%), benefiting from its focus on Energy, Materials, and Banks. Europe (+3.8%) and Japan (+3.4%) also outpaced the US in Dollar terms.

The Fund's Energy exposure exceeded the benchmark with a return of 11.48%. Transocean drove this growth, gaining 34% due to increasing revenue and winning new contracts. On the negative side, the portfolio is overweight Reckitt Benckiser Group. The shares fell 10% in the month after an Illinois jury awarded more than \$60m after their Enfamil baby formula caused bowel disease in infants.

Source: Bloomberg Finance LP, Momentum Global Investment Management.