

# Momentum Resources Fund

## Portfolio profile

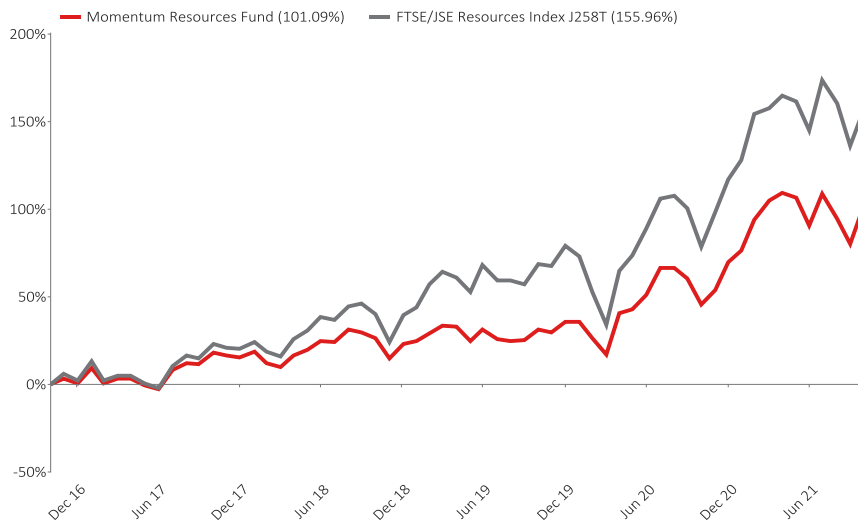
The Fund is a largely domestic, equity portfolio that aims to maximise returns over the FTSE/JSE Resources Index over time. The portfolio is suited to investors with a high risk profile with a tolerance for capital volatility over the short to medium term and a five year or more investment horizon. Resource stocks are more volatile than other sectors of the market but provide potentially substantial return opportunities.

## Investment strategy

The Fund invests predominantly in resource stocks listed on the JSE. Equity must comprise a minimum of 80% of the portfolio. Offshore allocations of up to 25% and an additional 5% in Africa provide further return opportunities and diversification benefits.

## Portfolio performance

### 5 year cumulative performance graph



### Annualised performance

	1 year	3 years	5 years	7 years	10 years
Fund	38.10%	16.70%	14.99%	9.40%	6.10%
Benchmark	43.16%	22.23%	20.68%	9.57%	6.17%
Sector	48.45%	30.83%	21.43%	15.36%	9.98%
Rank	5/6	6/6	5/6	6/6	5/6
High <sup>[1]</sup>	74.76%	74.76%	74.76%	74.76%	74.76%
Low <sup>[1]</sup>	12.17%	-12.06%	-12.06%	-33.82%	-33.82%
Cash	3.76%	5.66%	6.37%	6.49%	6.20%
Inflation	4.97%	4.03%	4.41%	4.68%	5.01%

<sup>[1]</sup> High/Low – highest/lowest 1 year return of the portfolio/class of portfolio during the period detailed.

## Portfolio information

Benchmark FTSE/JSE Resources Index (J258T)

ASISA sector SA - Equity - Resources

Portfolio size R 135.46 million

Portfolio inception 10 August 1987

The Portfolio inception (above) is the launch date of this portfolio on the Momentum Collective Investments (MCI) Scheme. The Launch date (below) depicts the launch/performance start date of the relevant class of this portfolio.

Launch date 10 August 1987

Launch price 100.00 (cpu)

Latest price (29/10/2021) 2712.33 (cpu)

JSE Alpha Code SAGR

ISIN Number ZAE000021176

Minimum investment

Lump sum R 2,000 Monthly R 250

Portfolio managers

Norman MacKechnie

BSc (Eng), MSc (Eng), DIC, MBA, CFA

Werner Burger

BCom (Finance), BCom (Inv Mgt) (Hons), Post Grad Dip Fin Planning, CFP®, CFA

## Portfolio charges and ratios

Initial management fee 0% (incl. VAT)

Initial advisory fee 0% - 3.45% (incl. VAT)

Annual management fee 1.725% p.a. (incl. VAT)

Annual advisory fee 0% - 1.15% (incl. VAT)

Financial year end TER (incl. VAT): 1.82%

The disclosed Financial year end TER (total expense ratio) is shown as an annual percentage based on data for the 1 year period to 30 June 2021.

Cost ratios (incl. VAT) as at 30 June 2021:

TER (%)	TC (%)	TIC (%)
1.85%	0.37%	2.22%

TER (%): Total Expense Ratio, TC (%): Transactions Costs Ratio,

TIC (%): Total Investment Charges (TER (%) + TC (%))

Please see Disclosures section for further information on cost ratios

## Income distribution (cpu)

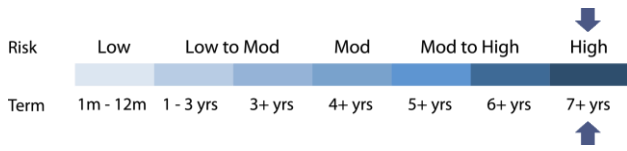
	Dividend	Interest	Total
Dec'19	20.690	3.130	23.819
Jun'20	49.060	5.315	54.375
Dec'20	14.090	2.931	17.021
Jun'21	56.383	0.496	56.879
Nov'20 - Oct'21	70.473	3.427	73.901

Distribution takes place Semi-annually : June, December

## Portfolio statistics

Portfolio PE	5.92	Dividend yield	7.63%
--------------	------	----------------	-------

## Risk/reward profile and 3 year statistics



Standard deviation <sup>1)</sup>	23.74
Sharpe ratio <sup>2)</sup>	0.53
Information ratio <sup>3)</sup>	-0.46
Largest negative monthly return	-9.27
Number of positive months	20 / 36

<sup>1)</sup>Standard deviation – measures the volatility of fund returns <sup>2)</sup>Sharpe ratio – fund return minus cash return (STeFl composite), divided by the Standard deviation (of fund returns)

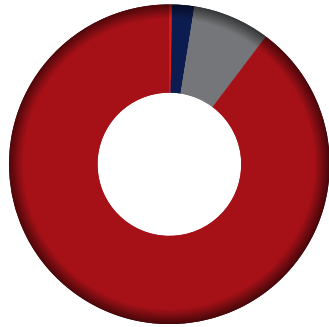
<sup>3)</sup>Information ratio – return per unit of risk against the benchmark

### Specific risks

Resource stock returns are more volatile than the broader market and other market sectors. This portfolio is permitted to invest in foreign securities which, within portfolios, may have additional material risks, depending on the specific risks affecting that country, such as: potential constraints on liquidity and the repatriation of funds; macroeconomic risks; political risks; foreign exchange risks; tax risks; settlement risks; and potential limitations on the availability of market information. Fluctuations or movements in exchange rates may cause the value of underlying international investments to go up or down. Investors are reminded that an investment in a currency other than their own may expose them to a foreign exchange risk.

## Holdings

### Portfolio (%)



### Equity top holdings (%)

Anglo American plc	15.61
Impala Platinum Hldgs Limited	11.94
Royal Bafokeng Platinum Ltd	11.11
Gold Fields Limited	8.65
Northam Platinum Hldgs Limited	8.51
Exxaro Resources Limited	8.03
Sasol Limited	7.95
Sibanye-Stillwater Limited	5.66
AECI Limited	5.54
BHP Group plc	5.44

## Portfolio objective/investment policy

Momentum Resources Fund will seek to secure for investors a high total return. The portfolio will invest in resource based securities. These include mining houses, financial and prospecting companies or otherwise exploiting primary natural resources, and beneficiating, converting or otherwise turning the same to account as well as agriculture, fishing and forestry products. Although it would not normally invest in manufacturing industries, it may invest in primary beneficiation of resources such as primary metal producers, pulp and paper manufacturers and fishing factories. In order to achieve these objectives the investments normally to be acquired for the portfolio will comprise a mix of securities, non-equity securities and assets in liquid form. The manager may from time to time invest in participatory interests or any other form of participation in portfolios of collective investment schemes or other similar collective investment schemes as the Act may allow from time to time, and which are consistent with the portfolio's investment policy. Where the aforementioned schemes are operated in territories other than South Africa, participation in portfolios of these schemes will be included in the portfolio only where the regulatory environment is of sufficient standard to provide investor protection at least equal to that in South Africa. The portfolio may from time to time invest in financial instruments in order to achieve the portfolio's investment objective. The manager may also include unlisted forward currency agreements, interest rate and exchange rate swap transactions. The Trustee shall ensure that the investment policy is carried out.

## Portfolio limits and constraints

- Exposure limits as per the ASISA fund classification structure.
- Minimum of 80% of the portfolio must be in shares in the Resources sector of the JSE or similar sector of an international stock exchange.
- Maximum of 10% of the portfolio may be invested in shares outside the Resources sector to allow for the inclusion of shares in companies that conduct similar business activities but are not classified in the Resources sector.



0860 111 899



ci.clientservice@momentum.co.za



www.momentuminv.co.za

## Contact and other information

### Scheme

Momentum Collective Investments Scheme

### Custodian/Trustee

Standard Bank of South Africa Limited

Telephone: +27 (0)21 441 4100

Registration no.: 1962/000738/06

### Management company

Momentum Collective Investments (RF) (Pty) Ltd

268 West Avenue, Centurion, 0157

PO Box 7400, Centurion, 0046

Facsimile: +27 (0)12 675 3889

Call centre: 0860 111 899

Email: [ci.clientservice@momentum.co.za](mailto:ci.clientservice@momentum.co.za)

Web: [www.momentuminv.co.za](http://www.momentuminv.co.za)

Registration no.: 1987/004287/07

### Investment manager

Momentum Asset Management (Pty) Ltd

268 West Avenue, Centurion, 0157

PO Box 7400, Centurion, 0046

An authorised financial services provider, FSP No: 623

Telephone: +27 (0)12 671 8911

Facsimile: +27 (0)12 675 3889

Email: [emailus@momentum.co.za](mailto:emailus@momentum.co.za)

Web: [www.momentum.co.za/assetmanagement](http://www.momentum.co.za/assetmanagement)

Registration no.: 1987/004655/07

## Disclosures

Momentum Collective Investments (RF) (Pty) Ltd (the "Manager"), registration number 1987/004287/07, is authorised in terms of the Collective Investment Schemes Control Act, No 45 of 2002 (CISCA) to administer Collective Investment Schemes (CIS) in Securities. The Manager is the manager of the Momentum Collective Investments Scheme, and MMI Holdings Ltd is a full member of the Association for Savings and Investment SA. Standard Bank of South Africa Limited, registration number 1962/000738/06, is the trustee of the scheme.

Momentum Resources Fund is a portfolio of the Momentum Collective Investments Scheme and Momentum Asset Management (Pty) Ltd, registration number: 1987/004655/07, an authorised financial services provider ("FSP") under the Financial Advisory and Intermediary Services Act No. 37 of 2002 ("FAIS"), FSP number: 623, is the investment manager of this portfolio.

The Total Expense Ratio (TER) is the percentage of the net asset value of the class of the Financial Product incurred as expenses relating to the administration of the Financial Product. A higher TER does not necessarily imply a poor return, nor does a low TER imply a good return. A current TER may not necessarily be an accurate indication of future TER's. The disclosed TER is shown as an annual percentage based on data for the period from 01 July 2018 to 30 June 2021. The Transaction Costs Ratio (TC) is the percentage of the net asset value of the Financial Product incurred as costs relating to the buying and selling of the assets underlying the Financial Product. Transaction costs are a necessary cost in administering the Financial Product and impacts Financial Product returns. The TC should not be considered in isolation as returns may be impacted by many other factors over time including market returns, the type of Financial Product, the investment decisions of the investment manager and the TER. The disclosed TC is shown as an annual percentage based on data for the period from 01 July 2018 to 30 June 2021. The Total Investment Charges (TIC) is the sum of the TER and the TC and is shown as a percentage depicting the annual costs relating to the investment of the Financial Product. Cost ratios are calculated using historical actual and/or estimated data and are provided solely as an indication/guide as to the annual expenses/costs that could be incurred. These ratios do not represent any current/actual charges or fees.

All portfolio performance is calculated for a portfolio/portfolio class. Individual investor returns may differ as a result of fees, actual date(s) of investment, date(s) of reinvestment of income and withholding tax. All portfolio performance shown is net of the Total Investment Charges (TIC) but excludes any initial or ongoing advisory fees that may, if applicable, be charged separately. Annualised returns, also known as Compound Annualised Growth Rates (CAGR), are calculated from cumulative returns; they provide an indication of the average annual return achieved from an investment that was held for the stated time period. Actual annual figures are available from the Manager on request. All portfolio performance figures quoted (tables and charts where present) are as at 31/10/2021, based on a lump sum investment, using NAV-NAV prices with income distributions reinvested on the ex-dividend date. CPI/Inflation figures, where present, are lagged by one month. Cash figures, where present, are STeFI Composite Index returns. All figures quoted in ZAR. Source: Morningstar and/or Momentum.

CIS are generally medium to long-term investments. The value of participatory interests may go down as well as up and past performance is not necessarily a guide to the future. CIS are traded at ruling prices and can engage in borrowing and scrip lending. The CIS may borrow up to 10% of the market value of the portfolio to bridge insufficient liquidity. Different classes of units apply to portfolios, which are subject to different fees and charges. A schedule of fees and charges and maximum commissions is available on request from the Manager. The Manager reserves the right to close and reopen certain portfolios to new investors from time to time in order to manage them more efficiently in accordance with their mandate. This portfolio is valued daily at approx. 15h00 and monthly (last business day of a month) at approx. 17h00. Latest prices can be viewed at [www.momentuminv.co.za](http://www.momentuminv.co.za) and in some national newspapers. Forward pricing is used. Instructions must reach the Manager before 14h00 to ensure same-day value. The Manager does not provide any guarantee, either with respect to the capital or the return of this portfolio. Additional information on the proposed investment including, but not limited to, brochures, application forms and the annual report and any half yearly report can be obtained, free of charge, at [www.momentuminv.co.za](http://www.momentuminv.co.za) or on request from the Manager.

This document should not be seen as an offer to purchase any specific product and is not to be construed as advice. Investors are encouraged to obtain independent professional investment and taxation advice before investing with or in any of the Manager's products.



0860 111 899



[ci.clientservice@momentum.co.za](mailto:ci.clientservice@momentum.co.za)



[www.momentuminv.co.za](http://www.momentuminv.co.za)