

CORESHARES S&P 500

MINIMUM DISCLOSURE DOCUMENT (FACTSHEET)



31 May 2019

OBJECTIVE

The investment policy of the portfolio shall be to track the price and yield performance of the S&P 500® Index as closely as possible. The methodology employed by S&P uses US companies as a starting universe then filters according to size – Companies must have an unadjusted market cap of US\$5.3 billion or more, Liquidity-Adequate liquidity and reasonable price and weighting-float adjusted market cap.

TOP 10 CONSTITUENTS*

Constituents	Weight [%]
Microsoft Corp	4,14
Apple Inc.	3,42
Amazon.com Inc	3,19
Facebook Inc A	1,85
Berkshire Hathaway B	1,67
Johnson & Johnson	1,52
JP Morgan Chase & Co	1,51
Alphabet Inc C	1,48
Alphabet Inc A	1,44
Exxon Mobil Corp	1,31

*The investment policy of the CoreShares S&P 500 ETF shall be to track the S&P 500 Index to the fullest extent possible, either by investing in the Vanguard S&P 500 UCITS ETF or directly. Therefore depending on the means of tracking the index to the fullest extent the constituents are a result of holding the above mentioned ETF or holding securities directly.

ANNUALISED PAST PORTFOLIO PERFORMANCE ENDING 31 MAY 2019

	1 Year	2 Years	Since inception
CSP500 (5pm SA Time)	18,8%	13,8%	15,9%
S&P 500 Index (Official index closing time)	18,6%	13,7%	15,3%
Lowest 12 month return	Highest 12 month return		
-0,475%	40,239%		

Source: CoreShares Asset Management

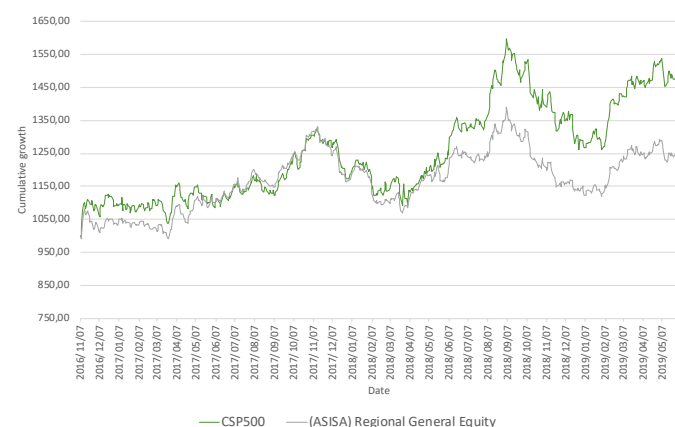
The past portfolio performance is calculated on a rolling monthly basis, lump sum, NAV to NAV and distributions reinvested. Annualised return is weighted average compound growth rate over period measured. The investor performance may differ as a result of advisor fees (where applicable), actual investment date, date of reinvestment and dividend withholding tax. Past performance is not necessarily a guide to future performance. The lowest and highest returns show the lowest and highest consecutive 12 month return experienced since inception. Please note that this portfolio invests in markets which keep different trading hours to South Africa which would affect pricing of currencies as well as that of the underlying instruments held in the portfolio. Accordingly the return profile of the portfolio, which is priced in Rands at a point in time may differ to the official index return, in part, due to these reasons. (Return Differential: 0.6%, Daily tracking error: 1.02%)

FUND INFORMATION

Classification	Specialist securities
Benchmark	S&P 500® Index
Launch date	04 November 2016
Size	R772 606 915
Current price / NAV	R40.29
Shares in issue	19 173 880
Annual fee	0.25%
Last 12 month distributions	53.57 cpu
Share code	CSP500
Listing price	R29.95
Distribution dates	March, September
Asset Manager	CoreShares Asset Management
Exchange	The Johannesburg Stock Exchange
Market Maker	Sanlam Private Wealth (SPW)
Custodian	Société Générale Securities Services
Risk profile	Aggressive (5/5) ●●●●●
TER ⁽¹⁾	0.50%

CUMULATIVE PERFORMANCE FROM INCEPTION

Fund net return vs peer group

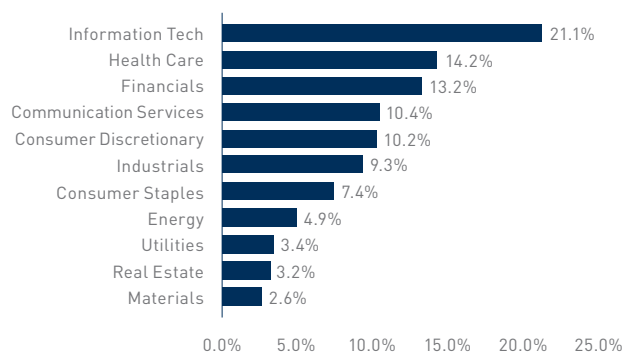


Source: CoreShares Asset Management, Morningstar Direct.

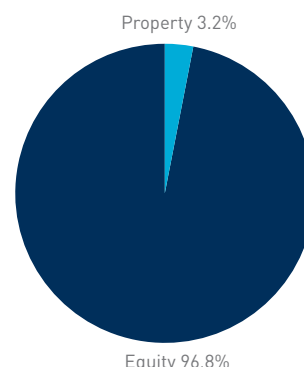
The cumulative performance graph assumes an initial investment of R1000, with all distributions reinvested. All returns are shown net of Total Investment Charges.

(1) The management fee has changed from 0.45% to 0.25% and as a result the TER is expected to decrease in the future.

SECTOR WEIGHTINGS



ASSET ALLOCATION



WHY CHOOSE THIS FUND?

The S&P 500® is widely regarded as the best single gauge of large-cap US equities. The CoreShares S&P 500 is an Exchange Traded Fund (ETF), that tracks the performance of the S&P 500® Index. The benefits of CoreShares S&P 500 are the following:

- Created in 1947, The S&P 500 was the first US market cap weighted equity market index
- Own a piece of the largest stocks listed in the USA
- Includes 500 of the top companies in leading industries in the US economy
- Useful asset allocation tool for investors
- Cost-effective

RISKS

As with all investments, there are certain risks of investing in CoreShares S&P 500:

- Index Tracking Risks – the ETFs returns not match the index returns due to operating costs
- An investment in the ETF involves risks similar to those of investing in any fund or ETF of equity securities such as liquidity risk and capital risk

DISCLOSURES

ETFs and Unit Trusts are both CISA portfolios and therefore they are regulated by the Financial Sector Conduct Authority – however ETFs are listed on the JSE and are therefore also regulated by the JSE. ETFs and Unit Trusts may seem similar in nature as they both hold a basket of shares but there are many differences between the two. The differences not only lie within the investment approach but also: Trading – ETFs are listed on the JSE, Transparency – You know exactly what shares the ETF holds, Fees and minimum investment differs between the funds, ETFs take a passively managed approach whereas active Unit Trusts focus more on an active strategy. CoreShares Index Tracker Managers (RF) (Pty) Ltd ("the Manager"), Registration number 2006/006498/07, is a company incorporated in South Africa acting as a manager of collective investments schemes in securities in terms of Section 42 of the Collective Investments Schemes Control Act and is supervised by the Financial Sector Conduct Authority (FSCA). The registered address of the Manager is 5 Arundel Close, Kingsmead Office Park, Durban, 4001. The Trustee and Custodian is Société Générale Johannesburg Branch. **The Investment Management of the portfolios is outsourced to CoreShares Asset Management (Pty) Ltd, an authorised financial services provider, FSP 46695.** This document and any other information supplied in connection with CoreShares is not "advice" as defined and/or contemplated in terms of the Financial Advisory and Intermediary Services Act and, therefore, investors are encouraged to obtain their own independent advice prior to buying participatory interests in CIS portfolios issued by the Manager. Participatory interests in the portfolios issued by the manager qualify as investment instruments for the purposes of Tax Free Savings and Investment account by virtue of Section 12T of the Income Tax Act. You may access the Tax Free Savings and Investment account from your service provider of choice. The Manager is not a service provider for this purpose. Collective Investment Schemes in Securities (CIS) are generally medium to long term investments. The value of participatory interests may go down as well as up and past performance is not necessarily a guide to the future. CIS are traded at ruling prices and can engage in borrowing and scrip lending. A schedule of fees and charges is available on request from the company. Commission and incentives may be paid and if so, would be included in the overall costs. The portfolios track the performance of a particular index and so outperformance of the index is not the objective and, therefore, there are no performance fees at all. The Manager does not provide any guarantee either with respect to the capital or the return of a portfolio. Unlike traditional unit trusts, Exchange Traded Funds (ETFs) are Collective Investment Schemes in Securities (CIS) that trade on stock exchanges. Trading in ETFs will incur the normal costs associated with listed securities, including brokerage, settlement costs, Uncertified Securities Tax (UST), other statutory costs and administrative costs. The price at which ETFs trade on an Exchange may differ from the Net Asset Value price published at the close of the trading day, because of intra-day price movements in the value of the constituent

WHERE TO VIEW THE INDEX AND ITS PERFORMANCE

S&P 500 Index can be found under the ticker code:

SPX

Index information and performance can be found on:

<https://us.spindices.com/indices.equity/sp-500>

HOW TO INVEST (CORESHARES S&P 500)

CoreShares S&P 500 is listed on the Johannesburg Stock Exchange which means it can be bought or sold just like shares, throughout the day.

MANAGER INFORMATION

Coreshares Index Tracker Managers (RF) (Pty) Ltd
4th Floor, Grindrod Tower, 8A Protea Place, Sandton.
PO Box 78011, Sandton, 2146.

basket of securities. **The portfolio is valued on every business day at 17h00.** The current price means the net asset value, which is the total market value of all assets in the portfolio including any income accruals and less any quantifiable and non-quantifiable deductions from the portfolio divided by the number of participatory interests in issue. The ETFs trade on the JSE during JSE trading hours. The NAV is published daily and is available on the website www.coreshares.co.za. CoreShares S&P 500 tracks the performance of the S&P 500® Index. For a tracking error of the portfolio refer to Minimum Disclosure Document. The index and its performance as tracked by the exchange traded fund can be viewed on the website www.coreshares.co.za. The General Investor Report is published on a quarterly basis and is available on request and on our website. The portfolio may borrow up to 10% of its net assets on a temporary basis. Such borrowings are permitted only to meet the portfolio's obligations in relation to (i) the administration of the Fund relating to purchase or sale transactions; and/or (ii) the redemption or cancellation of participatory interests in the portfolio. Borrowings in relation to (i) above are only permitted for a period of up to 8 calendar days, and 61 calendar days in respect of (ii). Past portfolio performance is measured on a rolling monthly basis. Brochures, prospectuses, Supplemental Trust Deeds, Annual Financial Statements are available on our websites and/or office nearest to you free of charge. The Manager shall, wherever possible, avoid situations causing a conflict of interest. Where it is not possible to avoid such conflict, The Manager shall advise you of such conflict in writing at the earliest reasonable opportunity and shall mitigate the conflict of interest in accordance with its conflict of interest Management Policy. You may send a blank email with a subject "conflict of interest" to the compliance officer, should you need a copy of this policy. Complaints should be directed to the Compliance Officer. The Complaints Resolution Policy is available on request. The Compliance Officer's email address is compliance@coreshares.co.za. Total expense ratio (TER) is a measure of a portfolio's assets that have been expended as payment for services rendered in the management of the portfolio or collective investment scheme, expressed as a percentage of the average daily value of the portfolio or collective investment scheme calculated over a period of a financial year by the manager of the portfolio or collective investment scheme. **A higher TER does not necessarily imply a poor return, nor does a low TER imply a good return. The current TER cannot be regarded as an indication of future TERs.** The financial year of the Manager and the portfolios is 31 December each year. The portfolio currently does not charge any initial fees, performance fees or advisory fees. Trustee and custodian: Société Générale Johannesburg Branch Telephone 011 448 8427 Address: 160 Jan Smuts Avenue, Rosebank
Issued 21 June 2019
500: V.SP19_05_30