

Nedgroup Investments Global Equity Feeder Fund



NEDGROUP INVESTMENTS

Class: B2

Date: As At 31 March 2024

Minimum Disclosure Document

Risk profile



Appropriate term

Minimum: 7 years

Risk measures

| | Fund | Equity Index |
|------------------------------------|--------|--------------|
| Volatility (5 years) | 15.2% | 17.2% |
| Maximum drawdown (since inception) | -21.5% | -35.2% |

Fund return range

| | Min. | Avg. | Max. |
|--------------------------|--------|-------|-------|
| 1 year return range | -14.6% | 16.0% | 49.2% |
| 7 year return range (pa) | 8.1% | 14.1% | 19.4% |

Fund information

| | |
|-------------------------|---------------------------|
| ASISA category | Global - Equity - General |
| Benchmark | ASISA Category Average |
| Inception date | 02 January 2013 |
| Fund size | R 18 318 million |
| Regulation 28 compliant | No |

Fee information

| | Excl VAT | Incl VAT |
|---------------------------------|----------|--------------|
| Fund management fee | 1.10% | 1.10% |
| Fund expenses | | 0.08% |
| Total expense ratio | | 1.18% |
| Fund transacting costs | | 0.04% |
| Total investment charges | | 1.22% |

Portfolio attributes



Investment objectives

- The fund aims to produce long term capital growth by investing in a concentrated selection of high quality global equities primarily domiciled in developed markets.



Investment policy

- The fund may invest solely in a single portfolio of a collective investment scheme operating outside South Africa or assets in liquid form.
- At least 80% of fund assets shall be invested outside South Africa.
- Currently the single portfolio is the Nedgroup Investments Global Equity Fund.

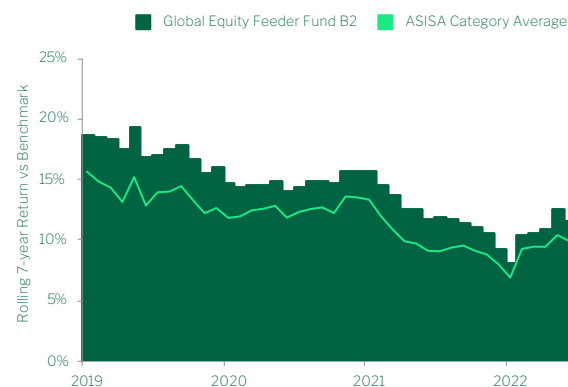


Fund related risks

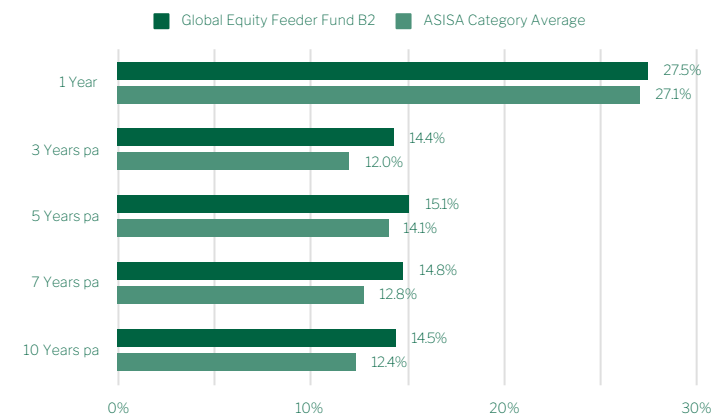
- The portfolio holdings are based in US dollars and the fund price will be subject to fluctuations in the USD to ZAR exchange rate.
- Equity investments are volatile by nature and subject to potential capital loss.

Performance profile

Rolling seven year returns



Periodic performance¹



Nedgroup Investments Global Equity Feeder Fund



NEDGROUP INVESTMENTS

Class: B2

Date: As At 31 March 2024

Minimum Disclosure Document

About the fund manager

Veritas Asset Management is an independent asset management company based in the UK and established in 2003. The key investment objective is to deliver long term real returns for clients. It's philosophy combines a global thematic approach with a fundamental research process to construct unconstrained high-conviction portfolios of shares in the best quality companies. Veritas has managed the Global Equity Fund since 2010.

Investment philosophy

Global thematic research is combined with rigorous fundamental company analysis.

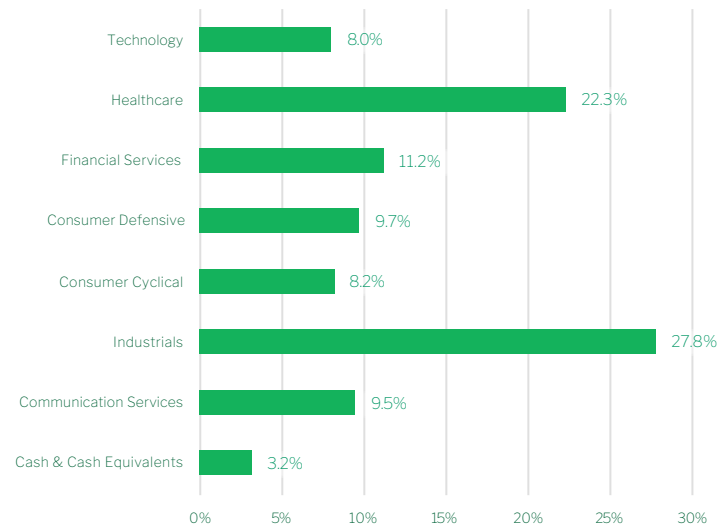
Diversification principles are used to protect the portfolio from concentrated risk exposure.

Veritas focus on generating real returns through an approach centred on evaluating the expected rate of return of investee companies.

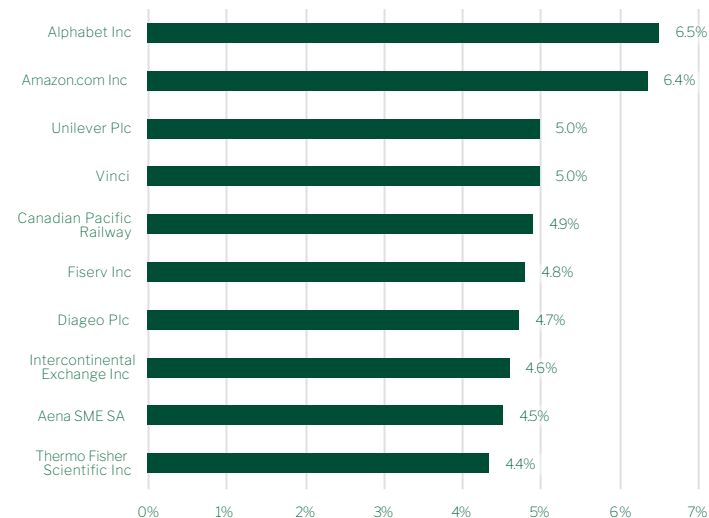
Potential investments are analysed from an absolute basis rather than relative to any index.

High emphasis on strong corporate governance, as this can lead to effective management of environmental and social concerns.

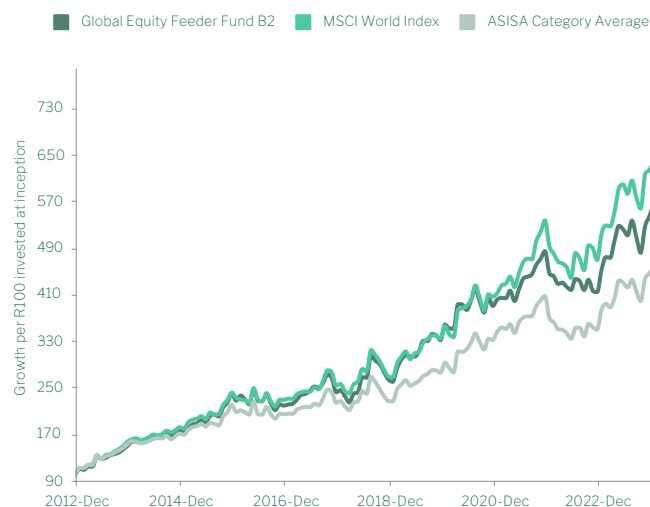
Sector allocation



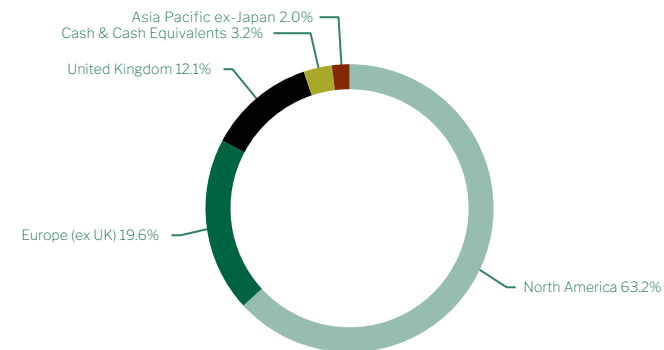
Top 10 holdings



Cumulative performance



Geographic diversification



Nedgroup Investments Global Equity Feeder Fund



Class: B2

Date: As At 31 March 2024

Minimum Disclosure Document

▶ General information

Investment manager

Veritas Asset Management LLP is authorised and regulated by the UK Financial Conduct Authority.

Income distributions

| | |
|---------------------------------|---------------|
| Distribution frequency | Annually |
| Latest distribution date | December 2023 |
| Latest distribution | 5,78 cpu |
| Previous 12 months | 5,78 cpu |

Definitions

- 1) The annualized total return is the average return earned by an investment each year over a given time period. Performance is calculated for the portfolio and individual investment performance may differ as a result of initial fees, the actual investment, the actual investment date, the date of reinvestment and dividend withholding tax. Due to the delayed release of inflation data, relevant benchmarks will lag by one month. Data source: © Morningstar Inc. All rights reserved.
- 2) Total Expense Ratio (TER), expressed as a percentage of the Fund class, relates to expenses incurred in the administration of the Fund class. The annual management fee includes fees charged by the offshore Fund into which the Feeder Fund invests. A higher TER does not necessarily imply a poor return, nor does a low TER imply a good return. The current TER may not necessarily be an accurate indication of future TERs. Transaction Costs (TC), expressed as a percentage of the Fund class, relate to the costs incurred in buying and selling the underlying assets of the Fund class. TC are a necessary cost in administering the Fund class and impact Fund class returns. It should not be considered in isolation as returns may be impacted by other factors over time including market returns, the type of Fund, the investment decisions of the investment manager and the TER. The Total Investment Charges expressed as a percentage of the Fund class, relates to all investment costs of the Fund class. Both the TER and TC of the Fund class are calculated on an annualised basis, beginning 2020-10-01 and ending 2023-12-31. Where the Fund class is less than 3 years old, the TER and Transaction Costs cannot be determined accurately because of the short life span of the Financial Product. Calculations are based on actual data where possible and best estimates where actual data is not available.
- 3) The Equity Index referred to under Risk measure is the FTSE/JSE All Share Index (ALSI).

▶ Disclaimer

Nedgroup Collective Investments (RF) Proprietary Limited is an authorised Collective Investment Scheme Manger and the representative of Nedgroup Investments Funds PLC in terms of the Collective Investment Schemes Control Act 45 of 2002. It is also a member of the Association of Savings & Investment South Africa (ASISA).

The Standard Bank of South Africa Limited is the registered trustee. Contact details: Standard Bank, Po Box 54, Cape Town 8000. Email: Trustee-compliance@standardbank.co.za, Tel: 021 401 2002.

Collective Investments Schemes are generally medium to long term investments. The value of your investment may go down as well as up. Past performance is not necessarily a guide to future performance. Nedgroup Investments does not guarantee the performance of your investment and even if forecasts about the expected future performance are included you will carry the investment and market risk, which includes the possibility of losing capital.

Funds are valued daily at 15:00. Instructions must reach us before 14:00 (12:00 for money market funds) to ensure same day value. Prices are published daily on our website and in selected major newspapers.

Our funds are traded at ruling prices and can engage in borrowing and scrip lending. Some portfolios may hold foreign securities including foreign CIS funds. As a result, the fund may face material risks, which could include, foreign exchange risks, macro-economic risks and potential constraints on liquidity and the repatriation of funds, etc. Nedgroup Investments has the right to close funds to new investors in order to manage it more efficiently.

A schedule of all fees, charges and maximum financial planner fees is available on request. A fund of funds may only invest in other funds and a feeder fund may only invest in another single fund. Both will have funds that levy their own charges, which could result in a higher fee structure.

Nedgroup Investments contact details

Tel 0860 123 263 (RSA only)
Tel +27 21 412 2003 (Outside RSA)
Email clientservices@nedgroupinvestments.co.za

For further information on the fund please visit: www.nedgroupinvestments.com