

Global Franchise Feeder Fund

'H' class units, ZAR

As at end April 2024



Risk profile

Lower risk

Potentially lower rewards

Higher risk

Potentially higher rewards



Key facts

Portfolio manager: Clyde Rossouw

Fund size: ZAR 36.9bn

Fund inception date: 21.05.96

H Inc ZAR class unit inception date: 01.10.12

Domicile: South Africa

Sector: ASISA Global Equity General

Benchmark: MSCI AC World Net Return

(MSCI World Net Return pre 01/10/2011)

'H' class unit dealing currency: ZAR

Ninety One ESG Classification[†]:

Enhanced Integration

Funds that combine ESG integration with one or more binding ESG commitment e.g. exclusions, positive tilting. For further information, please see www.ninetyone.com/ESG-explained

'H' class unit charges

Initial fund fee: 0.00%

Annual management fee: 1.10%

Total expense ratio (TER): 1.36%

Transaction cost (TC): 0.0%

Total investment charge (TIC): 1.36%

Fee rates are shown excluding VAT. TER, TC and TIC are shown including VAT.

Other Information

Valuation: 16:00 (17:00 month-end) SA Time

Transaction cut-off: 16.00 SA Time (forward pricing)

Minimum investment: LISPs or ZAR10,000,000

ISIN: ZAE000171526

Fund Features

An equity-only fund invested wholly in the foreign-domiciled Ninety One Global Franchise Fund

The Ninety One Global Franchise Fund aims to achieve long-term capital growth and is a concentrated portfolio of 25-40 stocks-these are internal parameters and subject to change without prior notification

Stock selection is oriented towards a quality approach, seeking to deliver consistent performance through the business cycle

Objectives and investment policy summary

The underlying fund is unrestricted in its choice of companies either by size or industry or in terms of geographical makeup of the portfolio

The underlying fund focuses investment on companies deemed to be of high quality, typically those associated with global brands or franchises

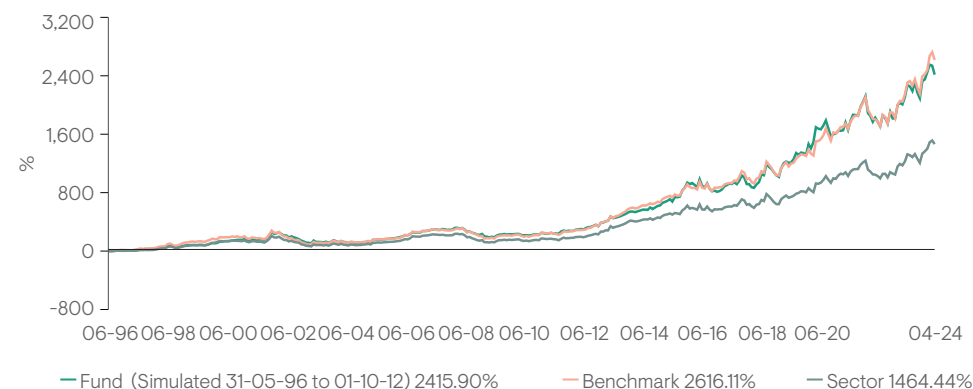
*These are internal parameters and subject to change without prior notification

Annualised performance (%)

	Fund	Benchmark	Sector
1 Year	13.9	21.0	17.9
3 Years	10.6	13.7	9.9
5 Years	13.7	15.6	12.7
10 Years	14.6	14.7	11.9
20 Years	12.5	13.0	10.9
Since inception [†]	12.2	12.6	10.4

[†]Since Inception simulation date 31.05.96

Cumulative Performance



Source: © Morningstar, dates to 30.04.24, performance figures are calculated NAV-NAV, net of fees, in ZAR. The performance quoted for periods before the launch of 'H' Class is based on older classes' performance, is adjusted for any fee differences and is for illustrative purposes only. Fund performance is not available pre 31.05.96.

Income distributions (cents per class unit)

Payment Date	Total
03 April 2024	0.00
03 October 2023	0.00

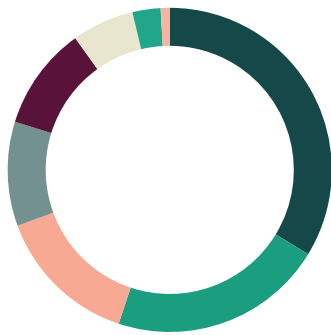
Asset allocation (%)

Local Assets	0.7
Cash / Money Market	0.7
Foreign Assets	99.3
Equities	98.4
Cash / Money Market	0.9

MSCI data source: MSCI makes no express or implied warranties or representations and shall have no liability whatsoever with respect to any MSCI data contained herein. The MSCI data may not be further redistributed or used as a basis for other indices or any securities or financial products. This report is not approved, endorsed, reviewed or produced by MSCI. None of the MSCI data is intended to constitute investment advice or a recommendation to make (or refrain from making) any kind of investment decision and may not be relied on as such.

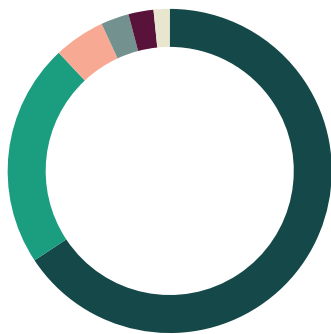
The value of participatory interests (units) may go down as well as up and past performance is not necessarily a guide to the future. Ninety One Fund Managers SA (RF) Proprietary Limited does not provide any guarantee either with respect to the capital or the return of a portfolio.

Sector analysis (%)



Information Technology	33.7
Financials	21.4
Consumer Staples	14.3
Health Care	10.4
Communication Services	10.3
Consumer Discretionary	6.2
Industrials	2.8
Cash	0.9

Geographic breakdown (%)



North America	65.7
Europe ex UK	22.3
Emerging Markets	5.1
Middle East	2.8
United Kingdom	2.5
Cash / Money Market / FX	1.6

Top equity holdings (%)

Visa Inc	9.7
Microsoft Corp	8.0
ASML Holding NV	8.0
Booking Holdings Inc	6.2
Intuit Inc	4.5
Beiersdorf AG	4.5
Philip Morris International	4.3
Icon Plc	4.2
Alphabet Inc	4.1
Moody's Corp	3.8
Total	57.3

Contact us

Ninety One Fund Managers SA (RF) (Pty) Ltd
 Telephone: 0860 500 900
 Email: utclientservicessa@ninetyone.com
 Scheme Trustee: RMB
 3 Merchant Place
 Ground Floor
 Cnr Fredman and Gwen Streets
 Johannesburg
 Telephone: (011) 301 6335

Specific Fund Risks

Currency exchange: Changes in the relative values of different currencies may adversely affect the value of investments and any related income.

Derivatives: The use of derivatives is not intended to increase the overall level of risk. However, the use of derivatives may still lead to large changes in value and includes the potential for large financial loss. A counterparty to a derivative transaction may fail to meet its obligations which may also lead to a financial loss.

Geographic / Sector: Investments may be primarily concentrated in specific countries, geographical regions and/or industry sectors. This may mean that, in certain market conditions, the value of the portfolio may decrease whilst more broadly-invested portfolios might grow.

Glossary Summary

Annualised performance: Annualised performance is the average return per year over the period.

Duration: This is a measure of risk for funds which invest in bonds as it predicts the sensitivity of the value of a fund's portfolio given changes in interest rates. The higher the value the greater the volatility of the fund's performance resulting from changes to interest rates. The Modified duration is shown.

Maximum drawdown: The largest peak to trough decline during a specific period of an investment.

NAV: The Net Asset Value (NAV) represents the value of the assets of a fund less its liabilities.

Risk profile: A number on a scale of 1 to 7 based on how much the value of a fund has fluctuated over the past 5 years (or an estimate if the fund has a shorter track record). A rating of 1 represents the lower end of the risk scale with potentially lower rewards available whilst a rating of 7 reflects higher risk but potentially higher rewards.

Total Expense Ratio: TER includes the annual management fee, performance fee and administrative costs and includes VAT but excludes portfolio transaction costs (except in the case of an entry or exit charge paid by a fund when buying or selling units in another fund) expressed as a percentage of the average daily value of the Fund calculated over a rolling three year period (or since inception where applicable) and annualised

Important information

All data as at 30.04.24. The most up to date fund details (e.g. name, overview, key facts etc) are reflected as at the date of publication. Any changes effective after publication will appear in the next update. All information provided is product related and is not intended to address the circumstances of any particular individual or entity. We are not acting and do not purport to act in any way as an advisor or in a fiduciary capacity. No one should act upon such information without appropriate professional advice after a thorough examination of a particular situation. Collective investment scheme funds (CISs) are generally medium to long term investments. Funds are traded at ruling prices and can engage in borrowing and scrip lending. The fund may borrow up to 10% of its market value to bridge insufficient liquidity. Unit trust prices are calculated on a net asset value basis, which is the total value of all assets in the fund including any income accruals less permissible deductions from the fund. A schedule of charges, fees and advisor fees is available on request from the Manager, Ninety One Fund Managers SA (RF) (Pty) Ltd which is registered under the Collective Investment Schemes Control Act. Additional advisor fees may be paid and if so, are subject to the relevant FAIS disclosure requirements. Performance shown is that of the fund and individual investor performance may differ as a result of initial fees, actual investment date, date of any subsequent reinvestment and any dividend withholding tax. This fund may be closed in order to be managed in accordance with the mandate. A feeder fund is a fund that, apart from assets in liquid form, consists solely of units in a single fund of a collective investment scheme which levies its own charges which could then result in a higher fee structure for the feeder fund. Fluctuations or movements in exchange rates may cause the value of underlying international investments to go up or down. Where the fund invests in the participatory interests of foreign collective investment schemes, these may levy additional charges which are included in the relevant TER. Fund prices are published each business day at www.ninetyone.com and in select media publications. The Manager outsources its portfolio management to Ninety One SA (Pty) Ltd ('Ninety One SA'), an authorised financial services provider and a member of the Association for Savings and Investment SA (ASISA). This minimum disclosure document is the copyright of Ninety One and its contents may not be re-used without Ninety One's prior permission. Any additional information on the fund including application forms, fees and reports can be obtained, free of charge at www.ninetyone.com. Issued: 10.05.2024