

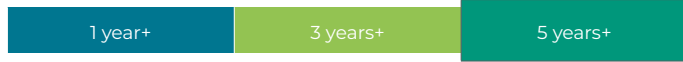


## FUND INFORMATION

### RISK PROFILE



### RECOMMENDED MINIMUM INVESTMENT TERM



### FUND OBJECTIVE

The fund aims to offer superior returns over the medium to longer term through investment in the shares of companies involved in gold and other precious metals.

### WHO IS THIS FUND FOR?

This fund is suited to investors seeking capital growth over the long term, who have a particular view of gold and other precious metals and who can tolerate stock market and sector volatility.

### INVESTMENT MANDATE

It invests in gold and other precious metals showing above average prospects for growth. No SA and offshore exposure limits will apply. Derivatives may be used for efficient portfolio management purposes.

### REGULATION 28 COMPLIANCE

The fund aims to achieve long-term inflation-beating growth, and may hold a higher exposure to equities and offshore assets and a greater exposure to a single equity than what is allowed in terms of Regulation 28 of the Pension Funds Act. This fund is therefore not Regulation 28 compliant.

**BENCHMARK:** 70% FTSE/JSE Gold Mining Index and 30% FTSE Gold Mines Index Series

**ASISA CATEGORY:** Worldwide – Equity – Unclassified\*

\* The ASISA category of this fund changed from SA to Worldwide with effect from 1 March 2015 to remove the minimum SA exposure limits. Prior to the category change the fund's benchmark was 100% FTSE/JSE Gold Mining Index.

**FUND MANAGER(S):** Meryl Pick  
(Old Mutual Investment Group – Equities)

**LAUNCH DATE:** 05/02/1990

**SIZE OF FUND:** R1.0bn

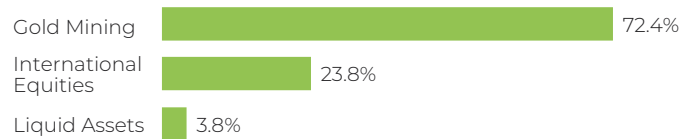
### DISTRIBUTIONS: (Half-yearly)\*

Date	Dividend	Interest	Total	Total %
30/06/2020	0.00c	0.00c	0.00c	0.00%
31/12/2019	0.00c	0.00c	0.00c	0.00%

\* Class A fund distributions

## FUND COMPOSITION

### ASSET & PERCENTAGE ALLOCATION



## FUND PERFORMANCE AS AT 30/06/2020

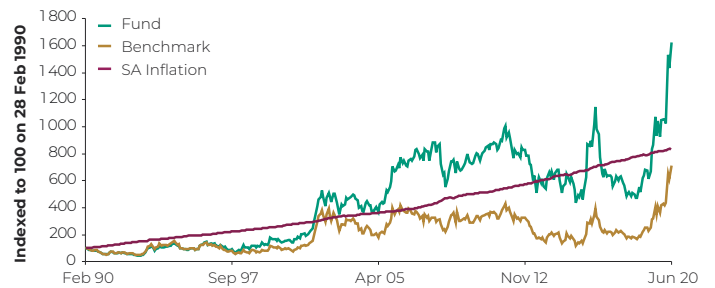
	% PERFORMANCE (ANNUALISED)					
	1-Yr	3-Yr	5-Yr	7-Yr	10-Yr	Since Inception <sup>1</sup>
Fund (Class R)	94.1%	42.5%	24.8%	18.0%	7.4%	9.6%
Fund (Class A)	93.0%	41.7%	24.1%	17.7%	7.0%	-
Fund (Class B1) <sup>2</sup>	93.9%	42.3%	-	-	-	-
Benchmark	127.8%	53.0%	36.2%	22.6%	7.6%	6.7%

<sup>1</sup> Performance since inception of the fund.

<sup>2</sup> Class B1 fund is available through investment platforms such as Old Mutual Wealth. Performance measurements over periods shorter than the recommended investment term may not be appropriate. Past performance is no indication of future performance. Fund returns are net of fees and measured against the benchmark.

Rolling 12-Month Return	Highest	Average	Lowest
Fund (Since Inception)	166.3%	15.8%	-47.9%

### Performance Since Inception



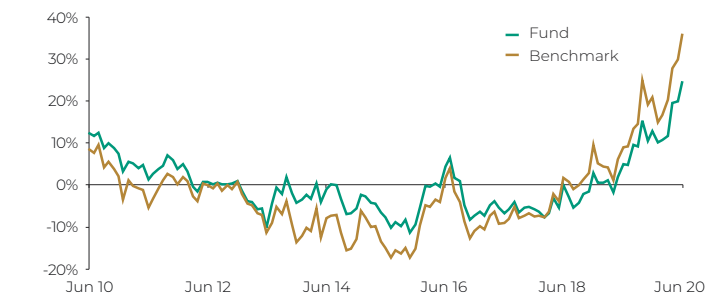
Past performance is no indication of future performance.

### Risk Statistics (Since Inception)

Maximum Drawdown	-58.7%
Months to Recover	20
% Positive Months	53.3%
Annual Standard Deviation	34.3%

Risk statistics are calculated based on monthly performance data from inception of the fund.

### 5-Year Annualised Rolling Returns (Fund vs Benchmark)



## PRINCIPAL HOLDINGS

HOLDING	% OF FUND
AngloGold Ashanti Ltd	40.1%
Gold Fields Ltd	26.0%
Harmony Gold Mining Company Ltd	6.3%
Newmont Corporation	6.3%
Barrick Gold	3.4%
Agnico Eagle Mines Ltd	2.6%
Newcrest Mining Ltd	2.5%
Barrick Gold Corporation	2.2%
Evolution Mining Ltd	1.4%
Kirkland Lake Gold Ltd	1.3%



## FUND MANAGER INFORMATION



**MERYL PICK |**  
PORTFOLIO MANAGER

- BScEng (Chem), MBA
- 7 years of investment experience

## FUND COMMENTARY

The Covid-19 outbreak continues to cause uncertainty globally for governments, investors, central banks and ordinary citizens. Not since the outbreak of the Spanish Flu have we seen a pandemic with such far-reaching economic consequences. As the second quarter unfolded, China's economy began to show signs of recovery while the virus took hold across the Northern Hemisphere and finally in emerging market territories. As central banks continued to support developed economies with stimulus, the gold price climbed from US\$1609/oz to US\$1 768/oz over the second quarter, a 10% rise. Year to date, however, there has been a 19% rise with the US dollar price of gold soaring further to exceed US\$1 800/oz post quarter-end.

Every developed market economy continues to provide record levels of financial support to citizens and struggling businesses, in effect offering various bail-out packages. How is this being funded? Over the next year, we will see global government debt to GDP ratios rise to record levels from an already high starting point, and much of this debt will sit on central bank balance sheets. This is in effect money printing. At the same time, trade and geopolitical tensions have resumed with China at the centre of an intensifying "tech cold war" with the US and the UK. Nationalistic attitudes are even creeping into global vaccine distribution discussions.

What are the long-term implications for gold investors? Increased investment demand from governments (e.g. China and Russia) and private investors should outweigh jewellery weakness caused by higher prices. The US dollar has strengthened significantly year to date due to demand for safe-haven treasury investments. However, quantitative easing should weaken the dollar in the long term as the supply of dollars increases. Interest rates are likely to remain lower for longer, so there is little opportunity cost to holding gold. In order to reduce nominal debt to

GDP ratios, countries may tolerate higher levels of inflation for longer. As the global economy slowly normalises, demand for riskier assets should result in dollar weakness. The outlook is positive for the gold price and there is room for the gold price to rally further or remain at elevated levels.

The Old Mutual Gold Fund has a composite benchmark weighted 70% to the FTSE/JSE Gold Mining Index and 30% to the FTSE Gold Mines Index, which is comprised of global gold stocks. The FTSE/JSE Gold Mining Index gained 68% over the second quarter. The FTSE Gold Mines Index rose 49% in rand terms over the quarter.

Though the rand gold price remains near record highs, production for the year will be negatively impacted by South Africa's lockdown. Globally, diversified stocks and offshore holdings will fare better operationally in 2020. AngloGold Ashanti remains the fund's largest holding. The global diversification of its portfolio is showing merit at this time with minimal operational disruptions. Given a more constructive outlook on the gold price, the fund holds no gold ETFs in order to maximise leverage to the gold price.

Source: Old Mutual Investment Group as at 30/06/2020

## OTHER INVESTMENT CONSIDERATIONS

### MINIMUM INVESTMENTS:

- Monthly: R500
- Lump sum: R10 000
- Ad hoc: R500

### INITIAL CHARGES (Incl. VAT):

There is no initial administration charge for investment transactions of R500 and above. Initial adviser fee will be between 0% and 3.45%. Investment transactions below the R500 fund minimum incur a 2.30% administration charge.

## ONGOING

	Class A	Class B1*	Class R
Annual service fees (excl. VAT)	1.50%	1.10%	1.00%

\* Please note: Class B1 fund is available through investment platforms such as Old Mutual Wealth. The fee is accrued daily and paid to the management company on a monthly basis. Other charges incurred by the fund, and deducted from its portfolio, are included in the TER. A portion of Old Mutual Unit Trusts' annual service fees may be paid to administration platforms.

### TAX REFERENCE NUMBER: 9000/032/60/8

ISIN CODES:	Class A	ZAE000097457
	Class R	ZAE000020814

Total Expenses (Incl. Annual Service Fee) (31/03/2020)	36 Months			12 Months		
	Class A	Class B1*	Class R	Class A	Class B1*	Class R
Total Expense Ratio (TER) Incl. VAT	1.77%	1.31%	1.19%	1.76%	1.29%	1.19%
Transaction Cost (TC)	0.31%	0.31%	0.31%	0.28%	0.28%	0.28%
Total Investment Charge	2.08%	1.62%	1.50%	2.04%	1.57%	1.47%

\* Please note: Class B1 fund is available through investment platforms such as Old Mutual Wealth.

TER is a historic measure of the impact the deduction of management and operating costs has on a fund's value. A higher TER does not necessarily imply a poor return, nor does a low TER imply a good return. The current TER, which includes the annual service fee, may not necessarily be an accurate indication of future TERs. Transaction Cost (TC) is a necessary cost in administering the fund and impacts fund returns. It should not be considered in isolation as returns may be impacted by many other factors over time including market returns, the type of fund, the investment decisions of the investment manager and the TER.

This fund is also available via Old Mutual Wealth.

Helpline 0860 234 234 Fax +27 21 509 7100 Internet [www.oldmutualinvest.com](http://www.oldmutualinvest.com) Email [unittrusts@oldmutual.com](mailto:unittrusts@oldmutual.com)

We aim to treat our clients fairly by giving you the information you need in as simple a way as possible, to enable you to make informed decisions about your investments.

- We believe in the value of sound advice and so recommend that you consult a financial planner before buying or selling unit trusts. You may, however, buy and sell without the help of a financial planner. If you do use a planner, we remind you that they are entitled to certain negotiable planner fees or commissions.
- You should ideally see unit trusts as a medium- to long-term investment. The fluctuations of particular investment strategies affect how a fund performs. Your fund value may go up or down.
- Therefore, we cannot guarantee the investment capital or return of your investment. How a fund has performed in the past does not necessarily indicate how it will perform in the future.
- The fund fees and costs that we charge for managing your investment are disclosed in this Minimum Disclosure Document (MDD) and in the table of fees and charges, both of which are available on our public website or from our contact centre.
- Additional information of the proposed investment, including brochures, application forms and annual or quarterly reports, can be obtained, free of charge, from Old Mutual Unit Trust Managers (RF) (Pty) Ltd, from our public website at [www.oldmutualinvest.com](http://www.oldmutualinvest.com) or our contact centre on 0860 234 234.
- Our cut-off time for client instructions (e.g. buying and selling) is at 15:00 each working day for all our funds, except the Money Market Funds, the price of which is set at 13:00. These are also the times we value our funds to determine the daily ruling price (other than at month-end when we value the Old Mutual Index Funds and Old Mutual Multi-Managers Fund of Funds range at 17:00 close). Daily prices are available on the public website and in the media.
- Unit trusts are traded at ruling prices, may borrow to fund client disinvestments and may engage in scrip lending. The daily ruling price is based on the current market value of the fund's assets plus income minus expenses (NAV of the portfolio) divided by the number of units on issue.
- This fund holds assets in foreign countries and therefore it may have risks regarding liquidity, the repatriation of funds, political and macroeconomic situations, foreign exchange, tax, settlement, and the availability of information.
- Specialist equity funds may hold a greater risk as exposure limits to a single security may be higher.
- The Net Asset Value to Net Asset Value figures are used for the performance calculations. The performance quoted is for a lump sum investment. The performance calculation includes income distributions prior to the deduction of taxes and distributions are reinvested on the ex-dividend date. Performances may differ as a result of actual initial fees, the actual investment date, the date of reinvestment and dividend withholding tax. Annualised returns are the weighted average compound growth rates over the performance period measured. Performances are in ZAR and as at 30 June 2020. Sources: Morningstar and Old Mutual Investment Group (FSP no. 604).

Old Mutual Unit Trust Managers (RF) (Pty) Ltd, registration number 1965 008 47107, is a registered manager in terms of the Collective Investment Schemes Control Act 45 of 2002. Old Mutual is a member of the Association for Savings and Investment South Africa (ASISA). Old Mutual Unit Trust Managers has the right to close the portfolio to new investors in order to manage it more efficiently in accordance with its mandate.

Trustee: Standard Bank, PO Box 54, Cape Town 8000. Tel: +27 21 401 2002, Fax: +27 21 401 3887.

Issued: July 2020