

Investment objective (Summary of investment policy)

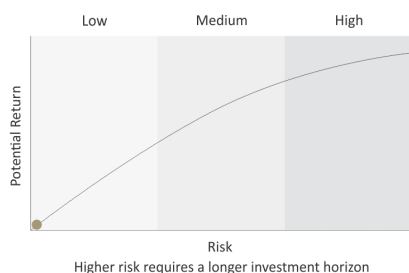
The PSG Wealth Enhanced Interest Fund's investment objective is to maximise the current level of income while providing maximum capital stability. The portfolio will invest its assets in the South African market at all times in a flexible mix of debt securities, including but not limited to money market instruments, bonds, fixed deposits, listed debentures and other high yielding securities. The maximum average weighted duration is two hundred days and the maximum outstanding term to maturity for any one instrument included in the portfolio is thirty-six months. The fund operates within the constraints of Regulation 28 of the Pension Funds Act.

Who should consider investing?

Specific Fund Risks: The fund sits at the bottom of the risk/reward spectrum and investors should expect low fluctuations in markets. The risk of short-term monetary loss is very low, but not completely eliminated. The portfolio is exposed to default risk. Default risk is where the issuers of fixed income instruments may not be able to meet interest or capital repayments.

The fund is suitable for investors who:

- want a regular income without using capital
- are seeking returns greater than those provided by money market funds or cash
- have a minimum investment horizon of two months

Risk/reward profile

Fund details

Inception date	2011/10/03
Investment Advisor	Adriaan Pask
Fund size (ZAR)	R 6 393 650 911
ASISA sector	South African - Interest Bearing - Short Term
Benchmark	(ASISA) South African IB Money Market Mean
Minimum investment	As per the platform minimum
Regulation 28 compliant	Yes

To invest

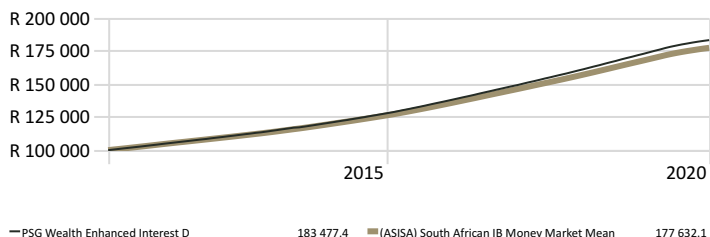
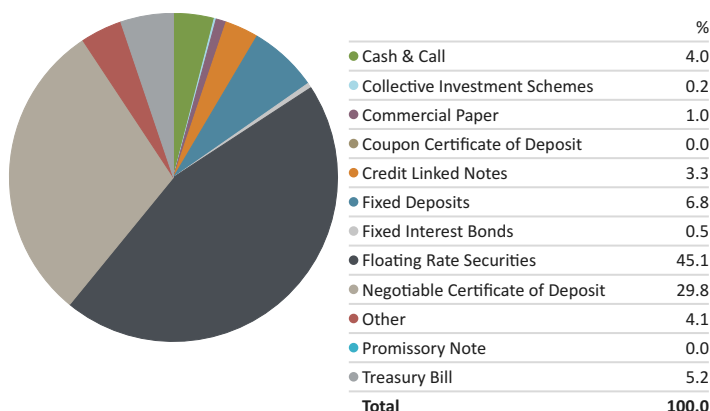
Speak to your financial adviser

The cut-off time for daily transactions is determined by the platform.

Cumulative long-term performance

Time Period: 2011/10/04 to 2020/11/30

Currency: South African Rand


Asset Allocation/investment exposure

Credit rating exposure (%)

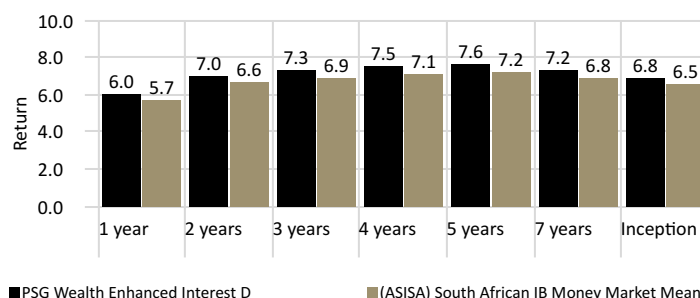
Cash	23.0
AAA	10.3
AA+	24.9
AA	34.1
AA-	4.6
A+	0.3
A	0.7
A-	0.2
BBB+	0.0
BBB	0.0
BBB-	1.9
Other (Stanlib Exposure to ABIL)	0.0

Composition (%)

Stanlib Enhanced Yield Fund	19.3
Nedgroup Core Income Fund	19.3
Prescient Yield QuantPlus Fund	19.3
Coronation Jibar Plus Fund	19.3
PSG Asset Management	22.4
Cash	0.4
Total	100.0

Annualised returns % (after fees)

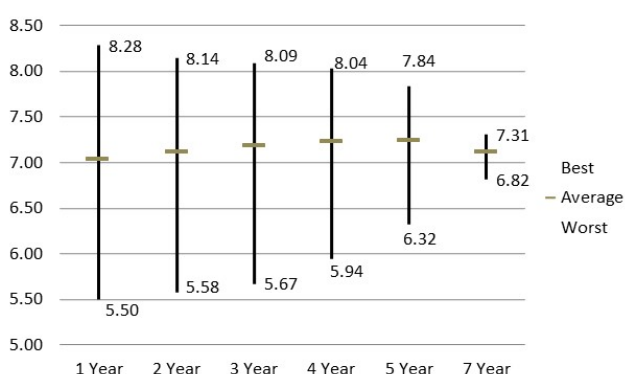
As of Date: 2020/11/30



Distribution history (cents per unit)

Distribution Frequency: Monthly

31 December 2019	0.47
31 January 2020	0.95
29 February 2020	0.49
31 March 2020	0.45
30 April 2020	0.83
31 May 2020	0.41
30 June 2020	0.38
31 July 2020	0.61
31 August 2020	0.32
30 September 2020	0.29
31 October 2020	0.52
30 November 2020	0.26

Rolling returns %


This chart shows you how the performance can vary over time. It is an indication of the distribution of historical rolling returns from the portfolio over each rolling 12-month period.

Fees

Adviser fees are negotiated between the client and adviser and is distinct from the other fees on this document.

Disclaimer

Collective Investment Schemes (CIS) in securities are generally medium to long-term investments. The value of participatory interests (units) or the investment may go down as well as up and past performance is not a guide to future performance. Fluctuations or movements in the exchange rates may cause the value of underlying international investments to go up or down. CIS are traded at ruling prices and can engage in borrowing and scrip lending. The Fund may borrow up to 10% of its market value to bridge insufficient liquidity. Where foreign securities are included in a portfolio, the portfolio is exposed to risks such as potential constraints on liquidity and the repatriation of funds, macroeconomic, political, foreign exchange, tax, settlement and potential limitations on the availability of market information. The portfolios may be capped at any time in order for them to be managed in accordance with their mandate. PSG Collective Investments (RF) Limited does not provide any guarantee either with respect to the capital or the return of the portfolio. Due to rounding, numbers presented throughout this document may not add up precisely to the totals provided.

Performance

All performance data for a lump sum, net of fees, includes income and assumes reinvestment of income on a NAV to NAV basis. Annualised performances show longer term performance rescaled over a 12-month period. Individual investor performance may differ as a result of initial fees, the actual investment date, the date of reinvestment and dividend withholding tax. Performance is calculated for the portfolio and individual investor performance may differ as a result thereof. The portfolio is valued at 15h00 daily. The cut-off time is determined by the investment platform. Income distributions are net of any applicable taxes. Actual annual figures are available to the investor on request. Prices are published daily and available on the website <https://www.psg.co.za/wealth/multi-management/wealth-solutions> and in the daily newspapers. Figures quoted are from Morningstar Inc.

Pricing

Forward pricing is used. Unit trust prices are calculated on a net asset value (NAV) basis, which is the market value of all assets in the Fund including income accruals less permissible deductions divided by the number of units in issue.

Redemptions

The ability of a portfolio to repurchase is dependent upon the liquidity of the securities and cash of the portfolio. To protect investors, a manager may suspend repurchases for a period, subject to regulatory approval, to await liquidity. A suspension ensures that the sale of a large number of units will not force PSG Collective Investments (RF) Limited to sell the underlying investments at a price in the market which could

What is a total expense ratio?

The Total Expense Ratio (TER) is the annualised percentage of the fund's average assets under management that has been used to pay the fund's actual expenses over the past three years. This percentage of the average Net Asset Value (NAV) of the portfolio was incurred as charges, levies and fees related to the management of the portfolio. A higher TER ratio does not necessarily imply a poor return, nor does a low TER ratio imply a good return. The current TER cannot be regarded as an indication of future TERs. Part of the Annual Management Fee is payable to the financial intermediary. The sum of the TER and transaction costs is shown as the Total Investment Charge. Since fund returns are quoted after the deduction of these expenses, the TER and Transaction costs should not be deducted again from published returns. Due to rounding, numbers presented throughout this document may not add up precisely to the totals provided.

Total Investment Charge

Total Investment Charge annualised for the period 01/10/2017-30/09/2020

Total Expense Ratio % (incl. VAT)	0.49
<i>Annual Management Fee % (incl. VAT)</i>	<i>0.46</i>
<i>Other costs excl. transaction costs % (incl. VAT)</i>	<i>0.03</i>
Transaction costs % (incl. VAT)	0.01
Total Investment Charge % (incl. VAT)	0.50

Total Investment Charge

Total Investment Charge annualised for the period 01/10/2019-30/09/2020

Total Expense Ratio % (incl. VAT)	0.48
<i>Annual Management Fee % (incl. VAT)</i>	<i>0.46</i>
<i>Other costs excl. transaction costs % (incl. VAT)</i>	<i>0.02</i>
Transaction costs % (incl. VAT)	0.02
Total Investment Charge % (incl. VAT)	0.50

Transaction costs

Transaction costs are shown separately and are a necessary cost in administering the Financial Product and impacts Financial Product returns. Transaction costs should not be considered in isolation as returns may be affected by many other factors over time including market returns, the type of Financial Product, the investment decisions of the investment manager and the TER.

have a negative impact on investors. PSG Collective Investments (RF) Limited will keep all investors informed should a situation arise where such suspension is required.

Fees

A schedule of fees and charges and maximum commissions is available on request from PSG Collective Investments (RF) Limited. Commission and incentives may be paid and, if so, are included in the overall costs. Different classes of Participatory Interest can apply to these portfolios and are subject to different fees, charges and possibly dividend withholding tax and will thus have differing performances.

Company details

PSG Multi-Management (Pty) Ltd is the investment advisor to the fund manager, PSG Wealth Financial Planning (Pty) Ltd. Both are registered financial services providers under the Financial Advisory and Intermediary Services Act. PSG Collective Investments (RF) Limited is registered as a CIS Manager with the Financial Sector Conduct Authority, and a member of the Association of Savings and Investments South Africa (ASISA) through its holding company PSG Konsult Limited. PSG Collective Investments (RF) Ltd retains full responsibility for the third-party named portfolios. PSG Multi-Management (Pty) Ltd, PSG Wealth Financial Planning (Pty) Ltd and PSG Collective Investments (RF) Limited are subsidiaries of PSG Konsult Limited.

Conflict of Interest Disclosure

The Fund may from time to time invest in a portfolio managed by a related party. PSG Collective Investments (RF) Limited or the fund manager may negotiate a discount in fees charged by the underlying portfolio. All discounts negotiated are reinvested in the Fund for the benefit of the investors. Neither PSG Collective Investments (RF) Limited nor PSG Multi-Management (Pty) Ltd retains any portion of such discount for their own accounts.

Trustee

The Standard Bank of South Africa Limited, 2 Heerengracht Street, Cnr Hertzog Boulevard, Cape Town, 8001. Tel: +27 (21) 401 2443. Email: compliancePSG@standardbank.co.za.

Yield

The yield is calculated daily on an annualised basis. The calculation is based on the historical yield of the fixed income instruments.

Additional information

Additional information is available free of charge on the website <https://www.psg.co.za/wealth/multi-management/wealth-solutions> and may include publications, brochures, forms and annual reports.