

Fund Objective

The fund is a flexible fund aiming to maximise total returns over the longterm with the risk of greater short term volatility of capital values.

Risk Profile*

Low	Low - Medium	Medium	Medium - High	High
-----	--------------	--------	----------------------	------

Portfolios in this category are tilted towards a high level of capital growth assets (equities) with reduced allocation to income generating assets (bonds). Due to the higher allocation to equities within these portfolios, the investment returns generated will be mostly of a capital nature. Statistical analyses of markets' returns indicate that investments in these portfolios have a high probability of producing inflation-beating returns over a medium to long-term investment horizon (5-10 years plus).

General Fund Information

Investment Manager	Salvo Investment Managers (Pty) Ltd
Classification	South African MA Flexible
Benchmark	FTSE/JSE Capped SWIX All Share TR ZAR
Fund Inception Date	2017/10/25
Domicile	South Africa
Base Currency	Rand
Fund Size	R 671 072 946
Fund Size Date	2024/04/30
JSE Code	SNDA1
ISIN Number	ZAE000248951
Minimum Initial Investment	R 5 000
NAV Price (Month-End)	R 15,25
Income Distribution	Semi-Annually
Distribution Payment	3rd working day of March / September
Valuation Time	10:00
Transaction Cut-off	14:00
Regulation 28 Compliant	No
Issue Date	30 April 2024

Distributions

Last Distribution Date	03/2024	09/2023	03/2023
Last Distribution (Rand per unit)	0,255	0,244	0,186

Fund Universe

In order to achieve its objective, the portfolio will invest in a broad spectrum of South African and offshore securities as permitted by legislation. The investments to be included in the portfolio may comprise any combination of securities such as assets in liquid form, equity securities, bonds, property shares securities and money market instruments.

Investment Strategy

The manager may invest in participatory interests or any other form of participation in portfolios of collective investment schemes or similar collective investment schemes as the Act may allow from time to time, and which are consistent with the portfolio's investment policy. The portfolio may from time to time invest in listed and unlisted financial instruments, in accordance with the provisions of the Act, and the Regulations thereto, as amended from time to time, in order to achieve the portfolio's investment objective. The manager may also include forward currency, interest rate and exchange rate swap transactions for efficient portfolio management purposes.

Who should be investing

The fund is best suited for an investor with a longer investment horizon (over 10 years), plus who are in their accumulating phase of their working life cycle and whose investment objective is to maximise capital growth over the longerterm while being able to sustain shortterm downside volatility

Fee Structure

Total Expense Ratio (TER)	1,58%
Transaction Costs (TC)	0,22%
Investment Management Fee	1,02%
Initial Fee	N/A
Total Investment Charges (TIC)	1,80%

The TER above is as of 30 September 2023

All fees are annualised and include 15% Value Added Tax (VAT).

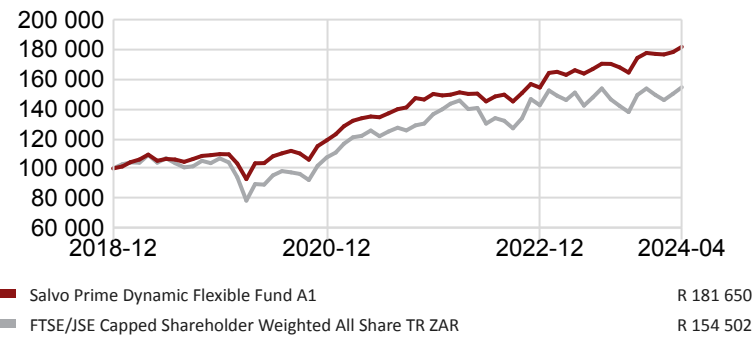
NAV Values

	04/2024	03/2024	02/2024
Fund NAV*	671 072 946	647 829 505	636 588 391

**Fund size/NAV as at relevant month-end date.*

Growth of a R 100 000 investment*

Time period: 2018/12/31 to 2024/04/30



*Performance History: Based on an initial investment of R 100 000.

Return Statistics

	Portfolio	Benchmark
YTD	2,32%	0,55%
1 Month	1,97%	2,92%
3 Months	2,69%	3,49%
6 Months	10,52%	12,09%
1 Year	9,46%	2,36%
3 Years	10,76%	8,23%
5 Years	10,70%	7,22%
Since Inception	8,92%	5,74%

*Returns are net of fees reflecting the total monthly return.

Top Portfolio Holdings

Portfolio Date: 2024/04/30

	Portfolio
Centaur BCI Flexible C	16,52%
Terebinth SCI Active Bond B2	8,68%
PSG Flexible E	8,03%
Matrix SCI Stable Income B1	6,61%
Prosus NV Class N	5,92%
Salvo Global Managed Prime FF B	5,52%
Firststrand Limited	2,29%
REPUBLIC OF SOUTH AFRICA 31/01/30 8%	1,76%
Standard Bank Group Ltd	1,36%
Oakhaven Core Income FR A2	1,32%

Risk Statistics

	Portfolio	Benchmark
Standard Deviation	7,62%	15,24%
Sortino Ratio	0,52%	-0,35%
Max Drawdown	-3,48%	-10,32%
Up Period Percent	59,04%	-9,22%
Sharpe Ratio	0,28%	-0,25%
Max 1 Month Return	5,99%	8,33%
Min 1 Month Return	-2,09%	-5,81%


Monthly Performance

	Jan	Feb	Mar	Apr	May	Jun	Jul	Aug	Sept	Oct	Nov	Dec	YTD
2024	-0,36%	-0,21%	0,92%	1,97%	-	-	-	-	-	-	-	-	2,32%
2023	6,37%	0,45%	-1,24%	1,92%	-1,37%	1,85%	2,14%	-0,06%	-1,35%	-2,09%	5,99%	1,90%	15,05%
2022	-0,67%	0,33%	1,05%	-0,70%	0,14%	-3,48%	2,29%	0,82%	-3,07%	3,92%	4,00%	-1,51%	2,86%
2021	3,44%	4,36%	2,89%	1,27%	0,88%	-0,38%	1,98%	2,01%	0,84%	4,45%	-0,65%	2,57%	26,21%
2020	-0,14%	-5,64%	-10,14%	11,45%	0,11%	4,44%	1,84%	1,50%	-1,56%	-3,82%	8,64%	3,37%	8,42%
2019	1,29%	2,84%	1,75%	3,10%	-3,77%	1,16%	-0,38%	-1,48%	1,82%	1,97%	0,46%	0,66%	9,63%
2018	0,59%	-0,92%	-3,08%	3,55%	-2,52%	2,06%	0,25%	4,42%	-2,54%	-3,44%	-1,69%	-0,26%	-3,88%
2017	-	-	-	-	-	-	-	-	-	-	1,26%	-2,07%	-


Past performance is not a reliable indicator of future results. The portfolio's share prices fluctuate and are not guaranteed. Returns may decrease or increase as a result of currency fluctuations. When making an investment in the portfolio, an investor's capital is at risk. See disclaimer and disclosures for important information regarding this Minimum Disclosure Document. Mandate Compliance: The portfolio remains within the reporting framework as at the date of this report

Asset Allocation


Portfolio Date: 2024/04/30



Portfolio Date: 2024/03/31



Portfolio Date: 2024/02/29




Prime Collective Investment Schemes Management Company (RF) (Pty) Ltd

 +27 (0)10 594 2100	28 Peter Place	PostNet Suite 208
 +27 (0)87 220 4547	Lyme Park	Private Bag x 9
 save@primeinvestments.co.za	Sandton	Benmore
 www.primeinvestments.co.za	2060	2010

Portfolio Contact Details


Fund Manager

Salvo Investment Managers

 +27 (0)51 401 8200


Trustee

FirstRand Bank Limited

 +27 (0)87 577 8730

Administrator

Global Independent Administrators

 +27 (0)10 594 2100

Glossary of Terms

Standard Deviation is a statistical measure of the dispersion of returns for a given security or market index.

Sortino Ratio measures the risk-adjusted return of an investment asset, portfolio, or strategy. It is a modification of the Sharpe ratio but penalizes only those returns falling below a user-specified target or required rate of return, while the Sharpe ratio penalizes both upside and downside volatility equally.

Sharpe Ratio is a measure for calculating risk-adjusted return. It is the average return earned in excess of the risk-free rate per unit of total risk.

Max Drawdown is the maximum loss from a peak to a trough of a portfolio, before a new peak is attained. Max drawdown is an indicator of downside risk over a specified time period.

Total Investment Charge (TIC) is the sum of the Total Expense Ratio (TER) and the Transaction Costs (TC).

Total Expense Ratio (TER) is the global standard used to measure the impact that the deduction of management and operating costs has on a fund's value. It gives you an indication of the effects these costs have on the future growth of your investment portfolio. A higher TER does not necessarily imply a poor return, nor does a low TER imply a good return. Also, the current TER may not necessarily be an accurate indication of future TERs.

Transaction Costs (TC) is a necessary cost in administering the fund and impacts fund returns. It should not be considered in isolation as returns may be impacted by many other factors over time including market returns, the type of fund, the investment decisions of the investment manager and the TER. Calculations are based on actual data where possible and best estimates where actual data is not available.

Disclaimer

The co-named funds (as defined in BN 778 of 2011) are registered under the Prime Collective Investment Scheme, managed by Prime Collective Investment Schemes Management Company (RF) (Pty) Ltd ("the manager") (Registration No. 2005/017098/07), a registered Collective Investment Schemes Management Company in terms of the Collective Investment Schemes Control Act 45 of 2002, supervised by the Financial Sector Conduct Authority ('FSCA'). The manager takes full responsibility for the co-named portfolio, regardless of any co-naming arrangements. Salvo Investment Managers is the FSCA approved and appointed investment manager of the co-named CIS fund situated at 4 Nobel Street, Brandwag, Bloemfontein and is authorised as a Financial Services Provider. The sub-delegated investment managers for this co-named fund are the following - 1. X-Chequer Fund Management (Pty) Ltd, a licensed Financial Services Provider with FSP Number: 31388. 2. Bateleur Capital (Pty) Ltd, a licensed Financial Services Provider with FSP Number: 18123. 3. Oyster Catcher Investments (Pty) Ltd, a licensed Financial Services Provider with FSP Number: 50509. Collective Investment Schemes ("CIS") in securities are generally medium to long term investments. The value of participatory interests or the investment may go down as well as up and past performance is not necessarily a guide to future performance. The manager does not provide any guarantee either with respect to the capital or the return of a portfolio. All CIS are traded at ruling prices and can engage in borrowing and scrip lending. The manager reserves the right to close and reopen the portfolio to new investors from time to time in order to manage them more efficiently and in accordance with its mandate. A schedule of fees and charges and maximum commissions is available on request from the manager. Commission and incentives may be paid and if so, would be included in the overall costs. Forward pricing is used. The manager may borrow up to 10% of the market value of the portfolio to bridge insufficient liquidity. Investment performance is calculated for the portfolio and is for illustrative purposes only. The investment performance may differ for each investor as it is calculated by taking into account the initial fees, the actual investment date, the date of reinvestment of income and dividend withholding tax and all ongoing fees. Dealing prices are calculated on a net asset value and auditor's fees, bank charges and trustee fees are levied against the portfolios. Lump sum investment performances are quoted. Income distributions are in the calculations. Income is reinvested on the reinvestment date. The reinvestment of income is calculated on the actual amount distributed per participatory interest by using the ex-dividend date NAV price of the applicable class of the portfolio, irrespective of the actual reinvestment date. Performance numbers and graphs are sourced from Morningstar. NAV to NAV figures have been used. Risk profile of the fund ranges from low risk to high risk with a low risk potentially associated with lower rewards and a high risk with potentially higher rewards. Foreign securities may be included in the portfolio from time to time and as such may result in the following risks: potential constraints on liquidity and the repatriation of funds; macroeconomic risks; political risks; foreign exchange risks; tax risks; settlement risks and potential limitations on the availability of market information. A feeder fund is a portfolio that invests in a single portfolio of a collective investment scheme, which levies its own charges, and which could result in a higher fee structure for the feeder fund. The daily cut off time is 14:00 for trades and the valuation point is 17:00. Prices are published on Finswitch by 10:00 daily and are also available on request from the manager. This is a Minimum Disclosure Document and a general investor report and should not be seen as an offer to purchase any specific product and is not to be construed as advice or guidance in any form whatsoever. Investors are encouraged to obtain independent professional investment and taxation advice. Investors can also obtain additional information on the managers' website and all price related queries or information is readily available on request.