

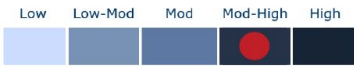
# Southern Charter

## FUND MANAGERS

### Southern Charter BCI Growth Fund of Funds A

30 June 2025

#### Risk Profile



Morningstar Rating: ★★★★★

#### Portfolio Manager

Ursula Maritz / Mark Thompson

First Floor, Silverberg Terrace  
Steenberg Office Park  
Steenberg Road  
Tokai, 7945

Authorised Financial Services Provider  
Southern Charter Fund Managers (Pty) Ltd FSP  
No. 740

Contact: Mark Thompson / Ursula Maritz  
Telephone: (021) 7001000  
Web: <http://www.southerncharter.co.za>

#### Portfolio Details

Sector: SA Multi Asset High Equity  
Launch date: 25 October 2007  
Fund Size: R1 417 417 583  
NAV: 340.37

Benchmark: Average Fund

Average Fund: ASISA Multi Asset High Equity  
Fund Category Average

#### Minimum Investment

Minimum Investment amount - None

#### Income Distribution

Income distribution Jun 2025: 4.52 cents  
Income distribution Dec 2024: 2.94 cents  
Income distribution Jun 2024: 4.23 cents  
Income distribution Dec 2023: 2.92 cents  
Income distribution Jun 2023: 3.92 cents  
Income distribution Dec 2022: 5.80 cents  
Income distribution Jun 2022: 4.00 cents

Declaration date: 31 Dec / 30 Jun  
Payment date: 2nd working day of Jan / Jul  
Valuation time: 08h00 (T + 1)  
Transaction time: 14H00

#### Total Expense Ratio (TER)

Total Expense Ratio: Mar 2025: 1.86%  
(PY): 1.78%

Performance fee included in TER: \*

Transaction Cost: Mar 2025: 0.28%  
(PY): 0.23%

Total Investment Charge: Mar 2025: 2.14%  
(PY): 2.01%

#### Fees including VAT

Manager's upfront charge (max) 0.00%  
FSP upfront commission (max) 0.00%  
Annual management fee 0.86%

#### Performance Fee \*

Southern Charter does **NOT** charge any performance fees.

#### Investment Objective

The Southern Charter BCI Growth Fund of Funds is an aggressively managed fund of funds. The primary investment objective of the portfolio is to provide the investor with a relatively high long term total return. The Fund aims to provide investors with capital growth above inflation over the longer term by investing in a combination of asset classes including local and international equities, fixed interest, property and cash. As the Fund has a high allocation growth assets, it is ideal for investors with a long investment horizon, who seek capital growth and who are at least 10 years from retirement. The fund is Regulation 28 compliant.

#### Strategy

The Fund is actively managed with a value bias. By focusing on macro themes, the Fund looks to exploit valuation discrepancies in asset classes when they occur. The allocation to equities will range from 60% to 75%, depending on economic conditions with neutral weighting of 68%. The balance is allocated to the other asset classes.

#### Cumulative Fund Performance (net of all fees)

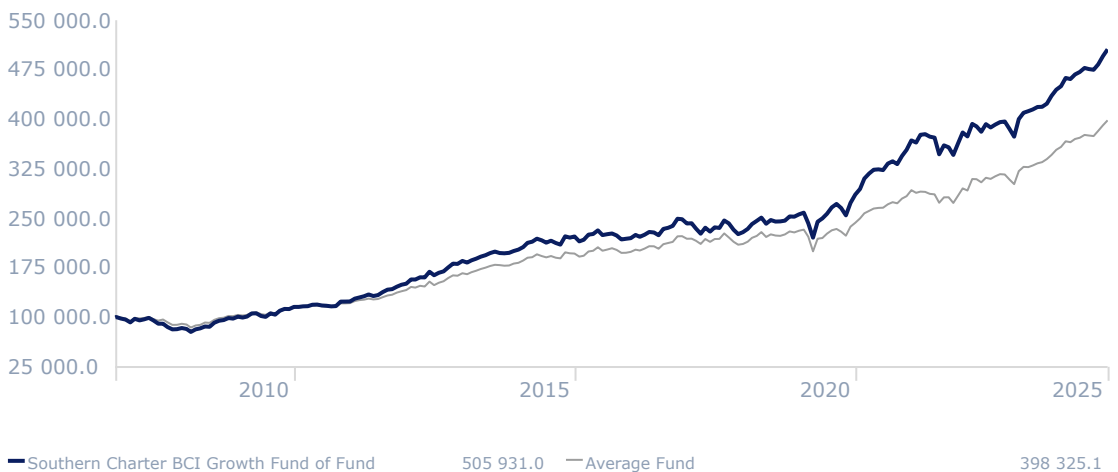
	15 Years	10 Years	5 Years	3 Years	1 Year	**YTD
Southern Charter BCI Growth FoF A	402.9	137.5	97.0	45.8	16.2	7.3
Average Fund	284.2	108.8	75.7	45.6	15.2	7.1

#### Annualised Fund Performance (net of all fees)

Southern Charter BCI Growth FoF A	11.4	9.0	14.5	13.4	16.2	7.3
Average Fund	9.4	7.6	11.9	13.4	15.2	7.1

Annualised return is the geometric average growth rate earned each year compounded over the period measured. \*\*Year-to-date not annualised.


#### Growth of R100 000 (Since Inception)



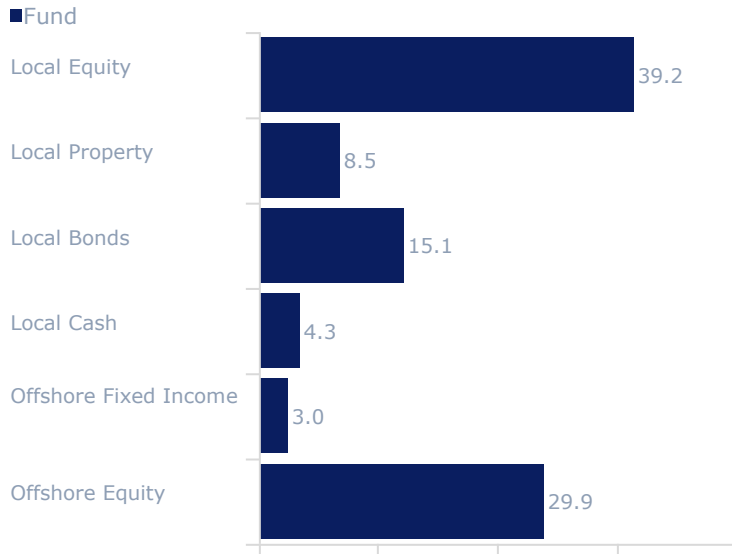
Investment performance is for illustrative purposes only and calculated by taking actual initial fees and ongoing fees into account for amount shown with income.

#### Highest and Lowest Monthly Returns per Calendar Year

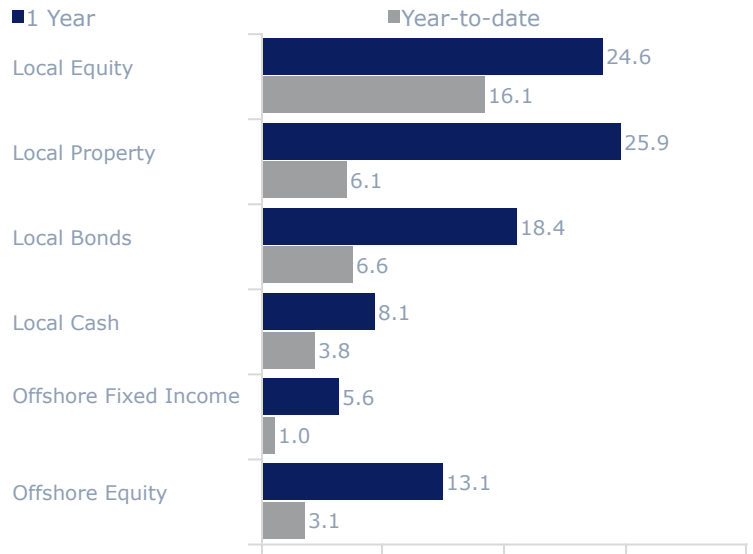
Year	2024	2023	2022	2021	2020	2019	2018	2017	2016	2015
High	2.8%	7.1%	5.1%	5.4%	10.9%	3.1%	4.8%	4.5%	3.6%	6.0%
Low	-0.4%	-3.1%	-6.8%	-1.3%	-9.0%	-3.7%	-4.0%	-2.6%	-3.3%	-2.4%



### Asset Allocation (%)

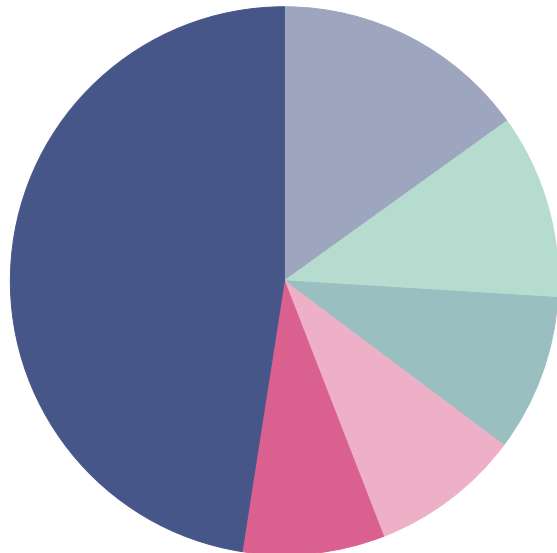


### Asset Class Performance (% ZAR)



Asset Classes: Local Equity: Capped SWIX; Local Property: ALPI; Local Bonds: ALBI; Local Cash: STeFI; Offshore Fixed Income: FTSE WGBI; Offshore Property: FTSE NAREIT Dev Rental; Offshore Equity: World Index.

### Top Holdings




	%
36ONE BCI SA Equity D	15.1
Fairtree Select Equity Prescient A2	10.9
M&G SA Equity Fund F	9.3
Aylett Equity Prescient A1	8.9
Catalyst SCI SA Property Equity Fund M	8.4
Other	47.5
<b>Total</b>	<b>100.0</b>

Note: Total may be incorrect due to rounding error.

### Fund Awards



Additional information with regards to our awards can be obtained from our website: <https://www.southerncharter.co.za/who-we-are/media-center/awards>



### Fund Codes

JSE : MSCR  
ISIN : ZAE000103867  
Bloomberg :SOUCHGF:SJ

### Medium| Medium - High Risk

This portfolio holds more equity exposure than a medium risk portfolio but less than a high-risk portfolio. In turn the expected volatility is higher than a medium risk portfolio, but less than a high-risk portfolio. The probability of losses is higher than that of a medium risk portfolio, but less than a high-risk portfolio and the expected potential long term investment returns could therefore be higher than a medium risk portfolio. Where the asset allocation contained in this MDD reflect offshore exposure, the portfolio is exposed to currency risks. The portfolio is exposed to equity as well as default and interest rate risks. Therefore, it is suitable for medium to long term investment horizons.

### TER Disclaimer

A higher TER ratio does not necessarily imply a poor return, nor does a low TER imply a good return. The current TER cannot be regarded as an indication of future TER's. Transaction Costs are a necessary cost in administering the Fund and impacts Fund returns. It should not be considered in isolation as returns may be impacted by many other factors over time including market returns, the type of Fund, the investment decisions of the investment manager and the TER. The prior year ("PY") TER and Transaction cost calculations are based upon the portfolio's direct costs for the financial year ended 31 December 2024, whilst the underlying portfolios' ratio and cost calculations are based upon their most recent published figures, being 31 March 2025.

### Effective Annual Cost

Boutique Collective Investments adopted the ASISA Standard on Effective Annual Cost ("EAC"). The EAC measure allows you to compare charges on your investments as well as their impact on your investment returns prior to investing. BCI calculates the EAC as per the ASISA standard for a period of 3 years up till the most recent TER reporting period. For further information regarding the ASISA Standard on Effective Annual Cost and access to the EAC calculator please visit our website at [www.bcis.co.za](http://www.bcis.co.za).

**#Fixed Administration Fee:** R15 excluding VAT. (Applies to all accounts with balances of less than R100 000 at month end.)

### FAIS Disclosure

Please note that your financial advisor may be a related party to the co-naming partner and/or BCI. It is your financial advisor's responsibility to disclose all fees he/she receives from any related party. The portfolio's TER includes all fees paid by portfolio to BCI, the trustees, the auditors, banks, the co-naming partner, underlying portfolios, and any other investment consultants/managers as well as distribution fees and LISP rebates, if applicable. The portfolio's performance numbers are calculated net of the TER expenses. The investment manager earns a portion of the service charge and performance fees where applicable. In some instance portfolios invest in other portfolios which forms part of the BCI Schemes. These investments will be detailed in this document, as applicable.

### Additional Information

Access the BCI Privacy Policy and the BCI Terms and Conditions on the BCI website ([www.bcis.co.za](http://www.bcis.co.za)).  
Additional information, including application forms, annual or quarterly reports can be obtained from BCI, free of charge or can be accessed on our website [www.bcis.co.za](http://www.bcis.co.za)  
Valuation takes place daily and prices can be viewed on our website ([www.bcis.co.za](http://www.bcis.co.za)) or in the daily newspaper.  
Actual annual performance figures are available to existing investors on request.  
Upon request the Manager will provide the investor with portfolio quarterly investment holdings reports.  
Custodian: The Standard Bank of South Africa Limited: Tel (021) 441-4100. Boutique Collective Investments (RF) (Pty) Limited, Catnia Building, Bella Rosa Village, Bella Rosa Street, Bellville, 7530. Tel: 021 007 1500/1/2 | Email: [clientservices@bcis.co.za](mailto:clientservices@bcis.co.za) | [www.bcis.co.za](http://www.bcis.co.za). Registration No 2003/024082/07. Boutique Collective Investments (RF) (Pty) ("BCI") Ltd is part of the Apex Group Ltd. BCI is a registered Manager of the Boutique Collective Investments Scheme, approved in terms of the Collective Investments Schemes Control Act, No 45 of 2002 and is a full member of the Association for Savings and Investment SA. Collective Investment Schemes in securities are generally medium to long term investments. The value of participatory interests may go up or down and past performance is not necessarily an indication of future performance. The Manager does not guarantee the capital or the return of a portfolio. Collective Investments are traded at ruling prices and can engage in borrowing and scrip lending. A schedule of fees, charges and maximum commissions is available on request. BCI reserves the right to close the portfolio to new investors and reopen certain portfolios from time to time in order to manage them more efficiently. Additional information, including application forms, annual or quarterly reports can be obtained from BCI, free of charge. Performance figures quoted for the portfolio is from Morningstar, as at the date of this document for a lump sum investment, using NAV-NAV with income reinvested and do not take any upfront manager's charge into account. Income distributions are declared on the ex-dividend date. Actual investment performance will differ based on the initial fees charge applicable, the actual investment date, the date of reinvestment and dividend withholding tax. Investments in foreign securities may include additional risks such as potential constraints on liquidity and repatriation of funds, macroeconomic risk, political risk, foreign exchange risk, tax risk, settlement risk as well as potential limitations on the availability of market information. Boutique Collective Investments (RF) Pty Ltd retains full legal responsibility for the third party named portfolio. Although reasonable steps have been taken to ensure the validity and accuracy of the information in this document, BCI does not accept any responsibility for any claim, damages, loss or expense, however it arises, out of or in connection with the information in this document, whether by a client, investor or intermediary. This document should not be seen as an offer to purchase any specific product and is not to be construed as advice or guidance in any form whatsoever. Investors are encouraged to obtain independent professional investment and taxation advice before investing with or in any of BCI/the Manager's products. A fund of funds is a portfolio that invests in portfolios of collective investment schemes that levy their own charges, which could result in a higher fee structure. The advertisement discloses that the full details and basis of the award are available from the manager.