

STANLIB Multi-Manager SA Equity Fund

Monthly Fact Sheet as at 31 January 2021

STANLIB

MULTI-MANAGER

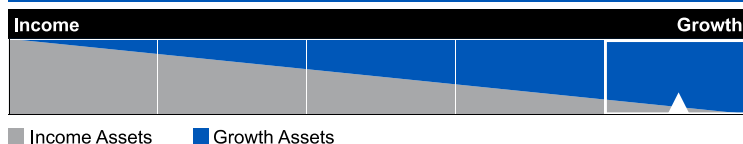
Investment description

The Fund adopts a multi-managed approach to investing and blends different skilled and experienced active equity managers and strategies (with some passive and risk premium strategies). This is a local-only portfolio and invests in equities (all industries and sectors, and all capitalisations sizes) listed in South Africa (although many of these companies will have significant offshore assets and revenue). The Fund aims to provide investors with high capital growth over the long-term. The Fund also aims to outperform the ASISA Equity General Sector average, at risk levels consistent with that of the sector.

Suitable investors

- Who wish to diversify single manager risk;
- Who are seeking a high exposure to growth assets/ do not require income in the short term;
- Who understand that equities are high risk and can deliver negative returns over the short-term;
- Who typically have an investment horizon of at least seven years.

Portfolio characteristics



Performance and risk

Returns (%)	1yr	3yrs	5yrs	7yrs	10yrs
Class B1					
Class	8.14	1.00	4.54	4.25	7.32
Benchmark	6.40	-0.33	3.85	4.38	7.44
Highest	8.14	10.19	16.46	31.27	31.27
Lowest	-24.80	-24.80	-24.80	-24.80	-24.80
Class A					
Class	7.53	0.41	3.97	3.66	6.70
Highest	7.53	9.60	15.96	30.44	30.44
Lowest	-25.28	-25.28	-25.28	-25.28	-25.28

Returns (%) shown are cumulative for all periods shorter than or equal to 1 year and annualised for all periods greater than 1 year.

Highest - this reflects the highest 12 month return during the period.

Lowest - this reflects the lowest 12 month return during the period.

Annualised deviation (volatility)	B1	Benchmark	A
3 years	19.24	18.97	19.24

Annualised deviation - the standard deviation of the Fund's monthly returns. This is a measure of how much an investment's monthly returns vary from its average monthly return over the time period.

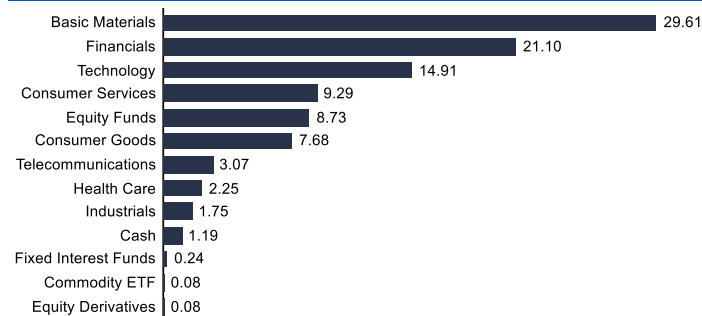
Underlying managers

Coronation Fund Managers	Standard Chartered South Africa
Foord Equity Fund	Truffle Asset Management
Ninety One	Visio Capital Management
Prudential Investment Management	

Asset allocation (%)



Sector allocation (%)



Portfolio facts

Portfolio Manager(s)	Lubabalo Khenyane and Nadeem Hoosen	
Sector	South African - Equity - General	
Size	R 8.23 billion	
Income distribution	Net income is calculated and accrued daily and is declared and distributed semi-annually.	
Income declaration	30 June, 31 December	
Benchmark	FTSE/JSE Capped SWIX	
	Class B1	Class A
Launch	02 January 2001	12 October 1998
Number of units	36,865,706.30	6,306,845.28
NAV Price (cents per unit)	897.77	897.31
Minimum investment requirements -		
Lump sum	R 5,000	R 5,000
Monthly debit order	R 500	R 500
ISIN number	ZAE000027520	ZAE000020160
JSE code	LREC	GDSE

Annual costs breakdown (% p.a. incl. VAT)	Class B1		Class A	
Cost ratio data as at 31/12/2020	1 yr	3 yrs	1 yr	3 yrs
Annual management fee	1.27	1.27	1.84	1.84
Annual adviser fee¹	0.00	0.00	0.58	0.58
Underlying fund fees	0.00	0.00	0.00	0.00
Other²	0.01	-0.13	0.01	-0.13
Total Expense Ratio (TER)³	1.28	1.08	1.87	1.65
Transaction Costs (TC)⁴	0.32	0.29	0.32	0.29
Total Investment Charges (TIC)	1.60	1.37	2.19	1.94

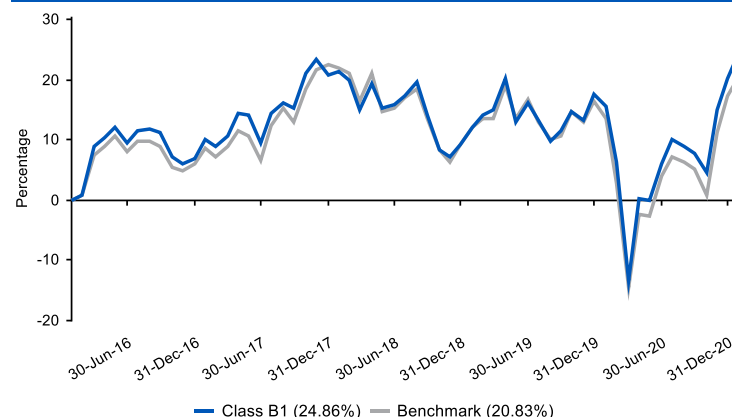
¹Annual adviser fee, if applicable, is included in Annual management fee.

²Other includes bank charges, custody fees, sundry income, audit & trustee fees.

³TER is a measure of the actual expenses incurred per annum by the portfolio class.

⁴TC includes brokerage, Securities Transfer Tax (STT) and STRATE levies.

Cumulative performance (%) over 5 Years



Top equity holdings (%)

Naspers Ltd	11.75
Anglo American Plc	6.07
Impala Platinum Holdings Ltd	4.95
FirstRand Ltd	4.13
Standard Bank Group Ltd	3.99
British American Tobacco Plc	3.89
Sibanye Stillwater Ltd	3.37
Prosus NV N (ZAR)	3.06
MTN Group Ltd	2.94
BHP Group Plc	2.20

Income distributions (cents per unit)

Declared:	Dec 20	Jun 20	In last 12 months	2020
Class B1	4.01	9.15	13.16	13.16
Class A	1.58	6.98	8.56	8.56